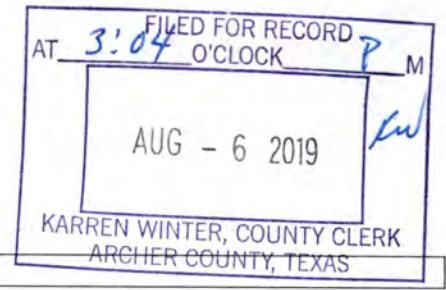


The State of Texas

County of Archer

North Central Texas – Created 1858 – Organized 1880



Proposed Annual Budget Of Archer County, Texas


For Fiscal Year 2020
October 1, 2019 to September 30, 2020

Filed with the County Clerk of Archer County

August 6, 2019

County of Archer

North Central Texas – Created 1858 – Organized 1880



August 6, 2019

To the Citizens of Archer County, Texas,

We are submitting the Proposed Annual Budget for Archer County, Texas for the fiscal year beginning October 1, 2019 and ending September 30, 2020. This budget, for a county with an estimated population of 9,200, anticipates total receipts of \$6,618,746 and total expenditures of \$7,994,778. Approximately 65% of the receipts are realized through a proposed ad valorem tax levy of \$4,308,604. The remainder of the receipts comes from other local sources, the ½ cent sales tax, fines, fees, and other various state payments.

Please note that the value of appraised property in Archer County increased from \$656,137,780 to \$750,026,134, an increase of \$93,888,354. This net increase was due to an increase in the real estate valuation of \$28,143,844 and a increase in the oil and mineral properties of \$65,744,510.

Archer County issued a series of certificates of obligation in the principal amount of \$5,245,000 for the construction of the Archer County Law Enforcement Center during the Fiscal Year Ended September 30, 2010. Of the \$4,308,604 proposed ad valorem tax, \$389,056 has been levied in order to service the debt.

This proposed budget will raise more total property taxes than last year's budget by \$123,461 (a 3.0 percent increase from last year's budget).

Property Tax Rate Comparison:


	FY 2020	FY 2019
Proposed Tax Rate:	0.59680	-
Adopted Tax Rate:	-	0.66424
Effective Tax Rate:	0.56900	0.66624
Rollback Tax Rate:	0.60683	0.71483

More detailed information can be found in the enclosed proposed budget.

We will be pleased to answer any questions you may have.

Respectfully submitted,


Randy Jackson, County Judge


Paul O. Wylie, Jr., County Auditor

**ARCHER COUNTY, TEXAS
BUDGET SUMMARY
FOR THE FISCAL YEAR ENDED SEPTEMBER 30, 2020**

	General Fund	Road & Bridge	Debt Service	Other Special Revenue	Total All Funds
Cash Balance, Beginning of Year	2,050,649	452,838	239,398	1,255,179	3,998,064
REVENUES:					
Ad Valorem Tax Levy	2,883,699	1,035,849	389,056	-	4,308,604
Delinquent Ad Valorem Taxes	65,000	20,000	-	-	85,000
1/2 Cent Sales Tax	337,000	-	-	-	337,000
Other Taxes	2,500	315,000	-	-	317,500
Royalties	52,000	-	-	-	52,000
Misc. Grants	10,161	-	-	26,000	36,161
Interest Income	12,291	30	500	-	12,821
Rental Revenues	14,400	-	-	-	14,400
State Supplements	48,533	30,000	-	-	78,533
Fees & Fines	532,297	120,000	-	-	652,297
Inmate Housing	50,000	-	-	-	50,000
Tax Abatement Payments	522,950	-	-	-	522,950
Health Insurance Rebates	-	-	-	-	-
All Other	47,360	-	-	104,120	151,480
TOTAL REVENUES	4,578,191	1,520,879	389,556	130,120	6,618,746
Budgeted Transfer In From General Reserves	-	-	-	530,963	530,963
Budgeted Transfer In From Other Funds	31,000	-	-	56,300	87,300
TOTAL RESOURCES AVAILABLE	6,659,840	1,973,717	628,954	1,972,562	11,235,073
EXPENDITURES:					
Salaries & Wages	2,125,398	639,934	-	10,000	2,775,332
Benefits	710,047	236,346	-	1,259	947,651
Other Operating Expenses	2,295,176	1,097,438	-	397,981	3,790,595
Debt Service	-	-	398,900	-	398,900
TOTAL EXPENDITURES	5,130,621	1,973,718	398,900	409,240	7,912,478
Budgeted Transfer Out To Other Funds	56,300	-	-	26,000	82,300
TOTAL RESOURCES USED	5,186,921	1,973,718	398,900	435,240	7,994,778
Projected Cash Balance, End of Year	1,472,919	(0)	230,054	1,537,322	3,240,295
	(577,730)	(452,839)	(9,344)	282,143	(757,769)

ARCHER COUNTY, TEXAS
GENERAL FUND REVENUE SUMMARY
FOR THE FISCAL YEAR ENDED SEPTEMBER 30, 2020

	FY 2016 ACTUAL REVENUES	FY 2017 ACTUAL REVENUES	FY 2018 ACTUAL REVENUES	FY 2019 BUDGET FILED	FY 2020 BUDGET PROPOSED	BUDGET INCREASE/ DECREASE
Estimated Cash Balance, Beginning of Year					2,050,649	
REVENUES:						
Current Ad Valorem Taxes	2,527,440	2,867,014	2,888,365	2,918,407	2,883,699	(34,708)
Delinquent Ad Valorem Taxes	83,888	86,011	67,980	60,000	65,000	5,000
Interest Income	3,898	3,687	10,595	3,051	12,291	9,240
Jury Fee Reimbursement from State	1,734	2,278	1,734	2,635	1,360	(1,275)
Indigent Defense Grant	10,177	10,625	10,763	1,600	10,161	8,561
Capital Lease Proceeds	-	70,613				-
Sale of Constable Autos/Equipment		1,300	30,506			
Insurance-Claim Proceeds	9,170		4,994			-
Prior Year Reimbursements	17,124	1,601	23,753	-		-
Prior Year Revenues	14,459					-
Royalties	66,325	33,855	75,404	33,000	52,000	19,000
Sales Tax	344,980	263,441	290,749	250,000	337,000	87,000
Mixed Beverage Tax	1,975	1,438	2,734	2,500	2,500	-
County Sheriff	9,961	8,933	12,792	9,500	15,000	5,500
District Clerk Fees	2,203	2,020	1,786	1,500	2,000	500
County Clerk Fees	72,593	64,957	71,871	62,000	65,000	3,000
WIC/State Nurse Building Rent	2,400	2,600	2,200	2,400	2,400	-
Appraisal District Rent	9,000	9,750	8,250	9,000	9,000	-
Tax Assessor - Collector Fees	172,290	84,676	145,415	145,000	152,500	7,500
County Clerk Court Fees	40,844	56,358	47,830	51,500	53,000	1,500
Delinquent Tax Atty. Fees Received	18,482	19,435	19,832	16,750	19,000	2,250
District Clerk Court Fees	44,426	41,568	39,407	35,000	29,000	(6,000)
State Criminal Costs Revenues	9,396	9,672	9,361	11,500	10,000	(1,500)
Seat Belt Revenue	522	331	782	300	400	100
State Salary Supplements	38,303	50,686	48,749	48,533	48,533	-
State Civil Fee Revenue	115	118	199	85	113	28
Drug Court Payment Revenue	187	254	263	175	233	58
Other - Jury Fees	90	250	255	100		(100)
Court Reporter Service Fee	-					-
Activity Building Revenue	3,450	2,984	3,300	3,000	3,000	-
Miscellaneous Income	5,262	7,147	11,299	12,000	25,000	13,000
Retirees Ins. Prem. Rec'd.	18,515	21,094	20,766	21,000	21,000	-
District Court Ins Reimbursements	4,314	4,945				-
Bond Forfeitures	-					-
Justice of the Peace Fees	153,207	168,467	167,248	172,113	185,000	12,887
Inmate Housing Revenue	66,424	71,820	85,233	70,000	50,000	(20,000)
Court Ordered Restitution			4,804			
Forest Service Bldg Rent	-					-
Constable #1			683			
Constable #2	-	350	150		600	600
Constable #4	-				450	450
Out of County Inmate Transportation	294	638	377	600		(600)
Inmate Work Crew Reimbursement		300				
BP Trinity Hill Abatement Payment	187,500	187,500	187,500	187,500	187,500	-
Bobcat Bluff Abatement Payment	62,500	125,000	187,500	187,500	187,500	-
Windthorst II Holdings, LLC Abatement Payment	-	102,950	147,950	147,950	147,950	-
Wrecker Service Revenue	2,975	12,800	5,500	5,500		(5,500)
Sale of Sheriff Office Autos	25,500	14,400	28,703			-
Health Insurance Rebates						-
Transfers In - Grants Fund	28,387	31,373		31,000	31,000	-
TOTAL:	4,060,310	4,445,239	4,667,582	4,502,699	4,609,191	106,492
Total Resources Available					6,659,840	

ARCHER COUNTY, TEXAS
GENERAL FUND EXPENSE SUMMARY
FOR THE FISCAL YEAR ENDED SEPTEMBER 30, 2020

		FY 2016 ACTUAL EXPENSES	FY 2017 ACTUAL EXPENSES	FY 2018 ACTUAL EXPENSES	FY 2019 BUDGET FILED	FY 2020 BUDGET PROPOSED	BUDGET INCREASE/ DECREASE
Dept #	EXPENDITURES						
	GENERAL FUND BREAKDOWN						
410	County Judge & Comm. Court	153,859	150,534	157,564	158,218	168,894	10,676
411	Courthouse & Building Maintenance	163,727	139,972	146,372	176,600	197,750	21,150
412	Non-Departmental	1,104,063	1,272,648	1,150,736	1,304,045	1,397,637	93,593
413	County Clerk	128,770	133,425	136,040	141,386	164,826	23,440
414	District Clerk	139,677	138,652	152,045	163,657	165,796	2,138
415	Elections	78,528	69,624	83,404	115,010	78,413	(36,597)
416	District Court	98,157	97,937	84,977	136,172	141,737	5,565
417	District Attorney	61,664	77,171	85,377	84,384	85,000	616
418	County Attorney	131,216	117,118	130,326	143,324	155,511	12,187
419	Tax Assessor/Collector	156,288	177,681	159,662	168,204	177,700	9,496
420	County Treasurer	103,694	104,873	108,122	113,518	119,736	6,219
421	Constable 1	23,448	34,640	29,415	34,219	35,191	972
422	Constable 2	51,041	32,491	28,493	39,247	40,244	998
424	Constable 4	51,058	71,656	61,416	69,399	72,217	2,819
425	County Sheriff	1,186,471	1,277,294	1,299,807	1,393,399	1,441,499	48,101
426	Indigent Health Care	75,024	109,892	89,580	160,558	137,760	(22,798)
427	County Extension	59,302	48,468	45,753	63,360	82,499	19,139
428	EMS	53,331	53,850	49,802	62,603	61,787	(816)
429	Auditor	84,333	75,024	75,960	79,058	82,643	3,586
430	Library	53,198	33,511	64,900	58,705	53,283	(5,422)
431	JP 1	97,034	103,225	106,328	117,042	118,235	1,192
432	JP 2	9,909	44,404	56,234	64,627	67,105	2,478
433	JP 3	5,402	11,495	13,408	14,006	42,683	28,677
434	JP 4	46,870	50,497	49,987	55,928	58,241	2,313
435	Museum	2,831	3,055	1,004	1,750	1,750	-
436	Veterans' Affairs	-	-	6,085	9,300	9,300	-
437	Other Departments	23,521	26,524	28,831	28,390	29,483	1,093
	TOTAL EXPENDITURES	4,142,417	4,455,661	4,401,628	4,956,108	5,186,921	230,813
	Excess of Available Resources Over (Under) Expenditures	(82,107)	(10,423)	265,954	(453,409)	(577,730)	
	Estimated Cash Balance, End of Year					1,472,919	

ARCHER COUNTY, TEXAS
GENERAL FUND REVENUE SUMMARY
FOR THE FISCAL YEAR ENDED SEPTEMBER 30, 2020

	FY 2016 ACTUAL	FY 2017 ACTUAL	FY 2018 ACTUAL	FY 2019 BUDGET FILED	FY 2020 BUDGET PROPOSED
Revenues	4,060,310	4,445,239	4,667,582	4,502,699	4,609,191
Budgeted Transfers in From General Reserves				26,916	
Budgeted Transfers in From Reserves - Insurance Reimbursement					
Total Resources Available	4,060,310	4,445,239	4,667,582	4,529,615	4,609,191
Expenditures	4,142,417	4,455,661	4,401,628	4,956,108	5,186,921
Excess of Available Resources Over (Under) Expenditures	(82,107)	(10,423)	265,954	(426,493)	(577,730)
Estimated Cash Balance, Beginning of Year					\$ 2,788,972
Estimated Cash Balance, End of Year					\$ 2,211,242

	Tax Rate
General Fund	0.38989
R & B General	0.05826
I & S	0.06079
FM & LR	0.05300
County Road	0.03486
Total	0.59680

The State of Texas

County of Archer

North Central Texas – Created 1858 – Organized 1880

FY 2020

General Fund

#410 COUNTY JUDGE & COMM. COURT					
	FY 2016	FY 2017	FY 2018	FY 2019	FY 2020
	ACTUAL	ACTUAL	ACTUAL	BUDGET	BUDGET
	EXPENSES	EXPENSES	EXPENSES	FILED	PROPOSED
EXPENDITURES					
Salary: County Judge	74,811	100,841	72,658	72,658	75,030
Salaries: County Judge Staff	27,968		27,968	27,968	29,366
Salaries: Temporary Staff	-				2,500
Stipend	8,033	7,726	6,731	6,731	6,731
Incentive	700	700	940	700	700
Longevity		1,509	3,017	3,017	5,486
Cell Phone Allowance	600	600	600	600	600
Retirement	8,545	7,656	7,368	7,351	8,419
FICA	8,577	8,770	8,561	8,543	9,212
Office Supplies	1,607	1,191	1,195	1,500	1,500
Office Machine/Furniture Purchases	976		821	1,000	1,000
Office Machine Repairs			-	500	500
Telephone	2,488	2,158	2,896	2,300	2,500
Conference/Education	822	718	1,381	1,250	1,250
Court Appointed Attorneys - Cnty Court	6,140	8,415	10,132	10,000	10,000
Court Reporters - County Court	347	570	2,404	1,250	1,250
County Court Expense		50	181	850	850
Visiting Judges	1,277		-	1,500	1,500
Office Machine Lease	456				
County Court Software	5,520	5,520	5,520	5,250	5,250
Committments	4,980	3,156	2,731	3,500	3,500
Jury Fees	12	204	846	1,000	1,000
County Judge Expense Account		750	1,614	750	750
TOTAL EXPENDITURES	153,859	150,534	157,564	158,218	168,894
Increase/(Decrease) in Budget					10,676

#411 COURTHOUSE AND BLDG MAINT					
	FY 2016	FY 2017	FY 2018	FY 2019	FY 2020
	ACTUAL	ACTUAL	ACTUAL	BUDGET	BUDGET
	EXPENSES	EXPENSES	EXPENSES	FILED	PROPOSED
EXPENDITURES					
Custodian Salary	15,815			-	-
Incentive	700			-	-
Longevity	225			-	-
FICA	1,276			-	-
Retirement	1,285			-	-
Archer Cnty Showbarn Expenses	1,459	1,283	1,786	1,750	26,000
Archer City Activity Building Utilities	9,535	9,217	10,837	13,500	10,000
Archer City Activity Building Repairs & Maint.	5,211	1,008	2,135	2,500	2,500
Medical Building Repairs/Maint.		395			
Bowman Utilities & Misc. Expenses	1,375	1,403	1,560	1,500	1,700
Elevator Telephone/Equip/	1,854	1,960	1,723	1,850	2,350
Courthouse Utilities	20,029	21,524	21,861	23,000	20,000
Courthouse Annex Utilities	15,119	14,851	15,182	21,000	15,000
Holliday Activity Building Utilities & Misc Exp	7,168	9,944	8,125	10,000	10,000
State Nurse Bldg Repairs/Maint	620	5,010	332	1,500	1,200
State Nurse Utilities	4,096	3,767	3,979	4,300	4,300
Law Enforcement Center Utilities	41,089	42,225	41,982	53,500	45,000
County Services Utilities (Old Jail)	181	146	215	350	350
County Bldgs Repairs & Maintenance				5,000	5,000
Courthouse - Repairs & Maintenance	28,252	16,036	22,739	23,500	34,000
Courthouse Annex - Repairs & Maintenance	2,952	5,473	7,938	6,000	13,000
Janitorial/General Supplies	3,263	3,447	3,570	5,000	5,000
Insect and Termite Control	2,223	2,283	2,408	2,350	2,350
TOTAL EXPENDITURES	163,727	139,972	146,372	176,600	197,750
Increase/(Decrease) in Budget					21,150

#412 NON-DEPARTMENTAL						
	FY 2016 ACTUAL EXPENSES	FY 2017 ACTUAL EXPENSES	FY 2018 ACTUAL EXPENSES	FY 2019 BUDGET FILED	FY 2020 BUDGET PROPOSED	
EXPENDITURES						
0117	Medical Insurance Premiums - Employer	445,752	435,617	350,199	350,010	363,719
0118	Cancer and Life Insurance Premiums - Employer	16,236	20,939	18,517	18,705	18,000
0120	HSA Funding		162,458	157,500	156,000	165,000
0210	Audit Expense	15,650	15,750	16,000	17,000	17,000
0211	Interpreter Expense	504	686	277	1,200	1,500
0215	SO/Public Info and Cable Expense	2,703	2,968	4,368	3,500	6,478
0306	EOC Telephone/Fax	1,647	2,004	1,989	1,800	1,800
0307	Annex Fax	77	248	238	850	850
0310	Office Supplies	1,946	1,639	1,489	2,800	3,000
0311	Postage /Postage Meter	26,443	23,135	19,923	26,500	23,500
0312	Internet Service	2,832	2,840	2,486	3,000	4,000
0313	IT Network Repairs/Maintenance/Leasing	40,245	84,387	85,453	95,500	114,000
0314	Publishers Certificates	2,144	1,906	2,173	2,500	2,500
0315	Worker's Compensation Expense	36,391	36,299	33,566	40,000	48,092
0316	Unemployment Expense	8,195	12,791	2,570	10,000	15,000
0317	Out of County Jail Housing				250	250
0318	Inmate Medical Expenses	27,721	30,027	26,456	35,000	40,000
0320	IT Network Repairs/Maintenance - Sheriff	11,471	3,784	8,517	8,000	48,000
0323	Inmate Work Crew Expenses	1,481	2,087	2,863	2,500	2,500
0324	Telephone System	30,197				
0439	Drug Screen/Employee Testing	2,172	898	480	2,500	2,300
0440	Air Evac Coverage	850	850	850	1,080	1,133
0442	Probation Department Expense	1,191	540	571	1,000	1,000
0443	Probation Office Telephone	1,705	1,795	1,794	1,700	2,000
0444	Ambulance Service	8,140	8,140	39,725	45,000	45,000
0446	Appraisal District Payments	81,948	95,772	93,712	100,000	100,000
0447	Notary Bonds	190	1,544	812	1,200	5,200
0448	Generators/Repeater Expenses	13,285	10,936	30,113	15,000	21,365
0463	Dues	6,236	6,880	6,446	7,000	7,000
0466	Property and General Liability Insurance	41,270	43,847	40,389	47,000	47,000
0467	Public Officials General Liability Insurance	8,407	13,750	8,628	17,500	17,500
0468	Automobile & Inland Marine Equipment Insurance	44,519	45,655	45,837	53,000	53,000
0469	Law Enforcement Professional Liability Insurance	11,724	12,244	12,781	16,000	16,000
0472	Service Centers Supplement	10,200	10,200	11,175	11,400	11,400
0476	Juvenile Probation Administrative	40,705	32,388	46,301	48,000	48,000
0477	Juvenile Probation Placement	3,500	6,000	6,800	12,000	12,000
0478	Post Mortem Services	16,465	31,677	22,213	30,000	25,000
0486	Retirees Insurance Premiums	19,615	22,600	8,687	23,000	9,800
	IT Hardware Leasing	39,503				
0536	Volunteer Fire Departments - Transfer Out to Fund #75	56,300	56,300		56,300	56,300
0537	Redistricting Services					
0538	CIRA Website and Email Services	1,914	1,936	1,996	2,500	3,000
0557	Delinquent Taxes Attorney Fees	18,644	19,091	32,273	25,000	25,000
0558	Mental Health Services	-	-	-	2,750	2,750
0559	Indigent Public Defender Insurance	1,576	1,576	2,348	2,500	3,200
0577	Miscellaneous Expense	2,062	1,373	2,221	4,000	4,000
	Legal Fees	307	7,091			
	Satellite Phone					
0578	Economic Development				3,500	3,500
	TOTAL EXPENDITURES	1,104,063	1,272,648	1,150,736	1,304,045	1,397,637
	Increase/(Decrease) in Budget					93,593

#413 COUNTY CLERK					
	FY 2016	FY 2017	FY 2018	FY 2019	FY 2020
	ACTUAL	ACTUAL	ACTUAL	BUDGET	BUDGET
	EXPENSES	EXPENSES	EXPENSES	FILED	PROPOSED
EXPENDITURES					
Salaries: County Clerk	42,524	99,694	99,694	42,524	44,650
Salaries: Clerk Staff	55,650			57,169	60,028
Salaries: Temporary Staff					
Meal Reimbursement			9	100	
Incentive	1,400	1,225	1,760	1,400	1,400
Longevity	3,480	4,794	6,788	9,742	10,102
FICA	7,710	8,032	8,125	8,487	8,888
Retirement	7,869	7,305	7,127	7,914	8,295
Office Supplies	2,551	2,702	2,391	3,500	3,500
Office Machine/Furniture Purchase	-	1,035	1,927	1,250	1,250
Office Machine Repairs	-	134		500	500
Telephone	2,758	2,955	2,986	2,500	3,000
Conference / Education	2,771	3,568	3,475	3,800	3,800
Office Machine Lease	2,057	1,981	1,758	2,500	2,500
Software - County Clerk	-			-	16,912
TOTAL EXPENDITURES	128,770	133,425	136,040	141,386	164,826
Increase/(Decrease) in Budget					23,440

#414 DISTRICT CLERK					
	FY 2016 ACTUAL EXPENSES	FY 2017 ACTUAL EXPENSES	FY 2018 ACTUAL EXPENSES	FY 2019 BUDGET FILED	FY 2020 BUDGET PROPOSED
EXPENDITURES					
Salaries: District Clerk	42,524	99,694	104,798	42,524	44,650
Salaries: Clerk Staff	57,169			57,169	60,028
Salaries: Temporary Staff				-	-
Stipend		1,122	5,048		
Meal Reimbursement			87		
Incentive	1,400	1,400	1,880	1,400	1,000
Longevity	1,800	3,794	5,285	5,934	3,151
FICA	7,443	7,697	8,585	8,188	8,325
Retirement	7,856	7,324	7,697	7,642	7,770
Office Supplies	2,161	2,345	1,210	2,500	2,500
Office Machine/Furniture Purchases	418	350	1,760	4,500	4,500
Office Machine Repairs				500	500
Telephone	2,106	1,917	1,961	2,300	2,300
Conference / Education	3,447	1,489	2,214	3,500	3,500
Office Machine Lease					
Software	11,520	11,520	11,520	25,000	25,070
Records Management - District	1,833			2,500	2,500
TOTAL EXPENDITURES	139,677	138,652	152,045	163,657	165,796
Increase/(Decrease) in Budget					2,138

#415 ELECTIONS					
	FY 2016	FY 2017	FY 2018	FY 2019	FY 2020
	ACTUAL	ACTUAL	ACTUAL	BUDGET	BUDGET
	EXPENSES	EXPENSES	EXPENSES	FILED	PROPOSED
EXPENDITURES					
Salaries: Election Administrator/IHC Coordinator	15,263	15,263	29,863	15,263	16,026
Salaries: Asst. Election Administrator/IHC Coordinator	14,600	14,601		14,601	
Temporary Part Time	14,960	5,847	9,782	24,000	7,800
Stipend	4,017	3,863	3,366	3,366	
Longevity	2,040	2,637	3,234	4,192	1,396
Incentive	700	700	940	700	700
Retirement	2,794	2,566	2,463	2,722	1,294
FICA	3,823	3,272	3,248	4,752	1,983
Election Judges and Clerks	2,263	4,980	3,663	5,000	5,000
Polling Place Rent	150	450	450	600	600
Voting Machine Delivery/Pickup		113	575	500	500
Interpreters	180		240	300	300
Election Supplies	3,455	1,243	940	2,500	2,500
Office Machine/Furniture Purchase		30	9,458	3,000	3,000
Office Machine Repairs	385	73		300	300
Telephone	1,005	1,096	1,137	1,000	1,000
Election Related Conference/Education		40		2,000	2,000
Office Machine Lease	312	338	340	315	315
Election Software	12,089	12,512	13,508	16,800	16,800
Voter Registration Card Mail Out				1,200	4,500
Election Mileage Expense	492			900	900
Election Kits				1,500	1,500
Miscellaneous			197		
Elections Equipment Purchases				9,500	10,000
TOTAL EXPENDITURES	78,528	69,624	83,404	115,010	78,413
Increase/(Decrease) in Budget					(36,597)

#416 DISTRICT COURT					
	FY 2016	FY 2017	FY 2018	FY 2019	FY 2020
	ACTUAL	ACTUAL	ACTUAL	BUDGET	BUDGET
	EXPENSES	EXPENSES	EXPENSES	FILED	PROPOSED
EXPENDITURES					
Salaries: District Court Reporter	20,862	20,862	31,295	20,862	22,862
Salaries: District Court Coordinator	14,098	10,434		10,434	12,434
Longevity	814	455	1,402	2,351	2,498
Salaries: Asst District Court Coordinator					
Part-time Staff					
Incentive	356	322	405		700
Retirement	2,760	2,216	2,179	2,402	2,748
FICA	2,764	2,555	2,532	2,574	2,945
Office Machine/Furniture/Equipment Purchase	30	928		2,000	2,000
District Court Office Machine Repairs	111			150	150
Telephone	1,660	1,678	1,673	1,600	1,600
Court Appointed Attorneys	39,912	48,315	35,820	35,000	35,000
Temporary Court Reporters		170		750	750
District Court Miscellaneous Expenses	840	1,140	150	1,500	1,500
Expert Witness Expense	800		58	500	500
Mileage Expense	115				
Court Reporter Expense	3,788	1,470	3,572	3,400	3,400
Court Coordinator Expenses	160	1,092	673	2,650	2,650
Software Conversion				27,500	27,500
Visiting Judges	346	138	205	1,000	1,000
Office Machine/Equipment Lease	2,267	1,717	1,751	3,500	3,500
Jury Fees	6,474	4,445	3,262	18,000	18,000
TOTAL EXPENDITURES	98,157	97,937	84,977	136,172	141,737
Increase/(Decrease) in Budget					5,565

#417 DISTRICT ATTORNEY					
	FY 2016	FY 2017	FY 2018	FY 2019	FY 2020
	ACTUAL	ACTUAL	ACTUAL	BUDGET	BUDGET
	EXPENSES	EXPENSES	EXPENSES	FILED	PROPOSED
EXPENDITURES					
District Attorney's Assistant & Investigator	-	-	-		-
Other District Attorney Expenses	61,664	77,171	85,377	84,384	85,000
TOTAL EXPENDITURES	61,664	77,171	85,377	84,384	85,000
Increase/(Decrease) in Budget					616

#418 COUNTY ATTORNEY					
	FY 2016	FY 2017	FY 2018	FY 2019	FY 2020
	ACTUAL	ACTUAL	ACTUAL	BUDGET	BUDGET
	EXPENSES	EXPENSES	EXPENSES	FILED	PROPOSED
EXPENDITURES					
Salaries: County Attorney	70,858	70,791	99,992	70,791	73,163
Salaries: County Attorney Staff	28,796	29,202		29,202	30,662
Salaries: Regular Part-time Staff	1,200		1,554	2,000	8,000
Longevity	660	1,189	2,722	4,856	5,096
Incentive	700	379	820	700	700
Retirement	7,710	7,013	6,816	7,230	8,398
FICA	7,718	7,314	7,876	8,227	8,998
Office Supplies	666	1,230	1,340	2,000	2,000
Case Management Software	6,240		6,240	6,240	6,240
Office Machine/Furniture/Equipment Purchases				500	500
Office Equipment Repairs				150	150
Telephone	1,874		1,840	1,625	1,800
Conference / Education	4,055		274	3,000	3,000
Court Expenses				6,000	6,000
Office & Equipment Lease	739		852	804	804
Cnty Attorney Expense Account	-				
Miscellaneous Expense	-			-	
TOTAL EXPENDITURES	131,216	117,118	130,326	143,324	155,511
Increase/(Decrease) in Budget					12,187

#419 TAX ASSR-COLLECTOR					
	FY 2016 ACTUAL EXPENSES	FY 2017 ACTUAL EXPENSES	FY 2018 ACTUAL EXPENSES	FY 2019 BUDGET FILED	FY 2020 BUDGET PROPOSED
EXPENDITURES					
Salaries: Tax Assessor - Collector	42,524	105,520	99,694	42,524	44,650
Salaries: Staff	57,170			57,169	60,028
Part time help	90				
Longevity	6,600	5,256	6,428	9,382	9,742
Incentive	992	1,575	1,760	1,400	1,400
Retirement	8,190	7,812	7,103	7,427	8,270
FICA	8,103	8,641	8,226	8,451	8,860
Office Supplies	2,040	1,634	544	2,500	2,500
Office Machine/Furniture Purchases	185	1,629	112	250	250
Office Machine Repairs	78				
Telephone	2,878	2,886	2,672	2,600	2,600
Conference / Education	1,011	2,800	2,702	4,000	4,000
Office Machine Lease	480	480	480	600	600
Computer Lease	16,605	27,070	19,400	19,400	22,300
Data Processing (Statements)	9,342	12,378	10,541	12,500	12,500
TOTAL EXPENDITURES	156,288	177,681	159,662	168,204	177,700
Increase/(Decrease) in Budget					9,496

#420 COUNTY TREASURER					
	FY 2016	FY 2017	FY 2018	FY 2019	FY 2020
	ACTUAL	ACTUAL	ACTUAL	BUDGET	BUDGET
	EXPENSES	EXPENSES	EXPENSES	FILED	PROPOSED
EXPENDITURES					
Salaries: County Treasurer	42,524	71,151	71,726	42,524	44,650
Salaries: Treasurer Staff	26,768			29,202	30,662
Salaries: Temporary Staff	574				
Longevity	1,440	2,291	3,725	5,760	6,000
Incentive	554	175	820	700	700
Retirement	5,489	5,073	5,021	5,256	5,856
FICA	4,834	5,316	5,410	5,981	6,274
Office Supplies	1,871	1,281	1,248	2,500	2,500
Office Machine/Furniture/Equipment Purchases	-	250		750	750
Office Equipment Repairs				200	200
Telephone	965	929	928	1,225	1,225
Conference / Education	2,249	1,989	2,809	3,000	4,500
Office Machine Lease / Support-Maintenance	426	418	435	420	420
Software	16,000	16,000	16,000	16,000	16,000
TOTAL EXPENDITURES	103,694	104,873	108,122	113,518	119,736
Increase/(Decrease) in Budget					6,219

#421 CONSTABLE 1					
	FY 2016	FY 2017	FY 2018	FY 2019	FY 2020
	ACTUAL	ACTUAL	ACTUAL	BUDGET	BUDGET
	EXPENSES	EXPENSES	EXPENSES	FILED	PROPOSED
EXPENDITURES					
Salaries: Constable	13,377	13,377	13,377	13,377	14,046
Cell Phone Allowance	600	600	600	600	600
Longevity	240	508	775	1,403	1,523
Retirement	1,085	1,000	971	1,074	1,197
FICA	754	1,157	1,076	1,177	1,237
Office Supplies				200	200
Fuel & Oil	2,809	2,024	1,954	3,500	3,500
Conference/Education	731	1,015	408	1,000	1,000
Auto R&M	1,261	1,760	281	2,000	2,000
Uniforms	976	167	92	400	400
Auto Purchase / Lease		10,901	7,888	7,888	7,888
Cop Sync		836	608	1,000	1,000
Equipment Purchases	1,615	1,295	1,385	600	600
Constable #1 Expense Account					
TOTAL EXPENDITURES	23,448	34,640	29,415	34,219	35,191
Increase/(Decrease) in Budget					972

#422 CONSTABLE 2					
	FY 2016	FY 2017	FY 2018	FY 2019	FY 2020
	ACTUAL	ACTUAL	ACTUAL	BUDGET	BUDGET
	EXPENSES	EXPENSES	EXPENSES	FILED	PROPOSED
EXPENDITURES					
Salaries: Constable	13,377	13,377	13,377	13,377	14,046
Stipend		5,048	6,731	6,731	6,731
Cell Phone Allowance	600	600	600	600	600
Longevity	240	508	775	1,403	1,523
Retirement	1,085	1,337	1,414	1,730	1,878
FICA	1,081	1,587	1,636	1,691	1,752
Office Supplies				200	200
Fuel & Oil	2,269	2,254	3,093	3,500	3,500
Conference/Education	419	-	454	750	750
Auto Repairs & Maintenance	774	454	413	500	500
Uniforms				300	300
Auto Purchase/Lease	30,926	7,326		7,714	7,714
Equipment Purchases	270			750	750
Constable #2 Expense Account					
TOTAL EXPENDITURES	51,041	32,491	28,493	39,247	40,244
Increase/(Decrease) in Budget					998

#423 CONSTABLE 3					
	FY 2016	FY 2017	FY 2018	FY 2019	FY 2020
	ACTUAL	ACTUAL	ACTUAL	BUDGET	BUDGET
	EXPENSES	EXPENSES	EXPENSES	FILED	PROPOSED
EXPENDITURES					
Salaries: Constable	-	-	-	-	-
Incentive	-	-	-	-	-
Longevity	-	-	-	-	-
Cell Phone Allowance	-	-	-	-	-
FICA	-	-	-	-	-
Retirement	-	-	-	-	-
Office Supplies	-	-	-	-	-
Uniforms	-	-	-	-	-
Equipment Purchases	-	-	-	-	-
Conference/Education	-	-	-	-	-
Constable #3 Expense Account	-	-	-	-	-
Fuel & Oil	-	-	-	-	-
Auto Repairs & Maintenance	-	-	-	-	-
Auto Purchase	-	-	-	-	-
TOTAL EXPENDITURES	-	-	-	-	-
Increase/(Decrease) in Budget					-

#424 CONSTABLE 4					
	FY 2016 ACTUAL EXPENSES	FY 2017 ACTUAL EXPENSES	FY 2018 ACTUAL EXPENSES	FY 2019 BUDGET FILED	FY 2020 BUDGET PROPOSED
EXPENDITURES					
Salaries: Constable	38,352	38,352	38,352	38,352	40,270
Cell Phone Allowance	600	638	600	600	600
Meal Reimbursement			164	100	100
Longevity	840	1,607	2,374	3,501	3,621
Retirement	3,037	2,800	2,731	2,894	3,220
FICA	2,674	2,844	2,805	3,248	3,404
Fuel and Oil	1,564	1,618	4,692	6,000	6,000
Equipment Repairs/Maintenance		132			
Conference/Education		59	50	1,500	1,500
Auto Repairs/Maintenance	1,685	432	1,883	1,500	1,500
CopSync	1,660	931	1,229	1,000	1,300
Uniform Allowance		255	380	300	300
Auto Purchase/Lease	188	19,232	5,797	8,403	8,403
Equipment Purchases	458	2,756	359	2,000	2,000
Constable #4 Expense Account					
TOTAL EXPENDITURES	51,058	71,656	61,416	69,399	72,217
Increase/(Decrease) in Budget					2,819

#425 COUNTY SHERIFF						
		FY 2016	FY 2017	FY 2018	FY 2019	FY 2020
		ACTUAL	ACTUAL	ACTUAL	BUDGET	BUDGET
		EXPENSES	EXPENSES	EXPENSES	FILED	PROPOSED
EXPENDITURES						
0101	Salaries: Full Time	647,716	731,099	751,758	709,273	742,599
0102	Salaries: Regular Part-time Staff	13,735	7,231	4,585	15,000	15,000
0103	Salaries: Temporary Part-time Staff	64,026	59,819	69,257	75,000	75,000
0104	Salaries: Overtime				45,000	45,000
0105	Stipend		5,048	6,731	6,731	6,731
0106	Meal Reimbursement			160	300	300
0114	Incentive	11,258	11,550	16,028	17,500	17,500
0113	Longevity	6,990	17,157	27,766	53,203	48,991
0111	Certification Pay	10,875	10,800	10,800	10,800	12,600
0110	Cell Phone Allowance	5,325	5,400	5,400	5,400	5,400
0116	FICA	57,429	63,896	66,637	71,235	74,138
0115	Retirement	53,042	53,750	53,836	57,556	63,840
0310	Office Supplies	4,859	4,815	3,220	5,000	5,000
0449	Office Machine/Furniture/Equipment Purchases	109			1,500	1,500
0331	Fuel & Oil	41,506	47,994	51,505	50,000	50,000
0333	Building & Equipment-Maintenance & Repairs	16,512	19,244	26,825	35,000	35,000
0450	Office Machine Repairs	99			1,000	1,000
0451	Telephone	7,160	6,941	6,669	7,500	7,500
0453	Conference / Education	5,814	6,009	5,921	7,500	7,500
0470	Office Equipment Lease	3,116	2,791	2,772	3,000	3,000
0471	Book In Management Software	35,592	35,592	35,592	36,000	36,000
0479	Subscriptions	4,767	3,543	3,956	5,500	5,500
0501	Ammunition	235	2,576		3,000	3,000
0502	Jail Operations	9,743	12,343	9,796	15,000	15,000
0503	Investigative Expense	942	2,235	1,216	5,000	5,000
0504	Inmate Meals	50,372	55,167	55,188	50,000	50,000
0505	Prisoner Transportation	945	232	3,353	2,000	2,000
0539	Mobile Data Terminal Units	9,191	9,170	9,375	9,400	9,400
0607	Auto Repairs/Maintenance	13,653	13,542	16,050	12,000	12,000
0614	Uniform Allowance	885	759	511	1,000	1,000
0616	Automobile Lease	99,172	76,128	51,090	62,000	70,000
0678	Equipment	11,403	12,463	3,810	15,000	15,000
1454	Deputies/Sheriff Expense Accounts					
TOTAL EXPENDITURES		1,186,471	1,277,294	1,299,807	1,393,399	1,441,499
Increase/(Decrease) in Budget						48,101

#426 INDIGENT HEALTH CARE					
	FY 2016	FY 2017	FY 2018	FY 2019	FY 2020
	ACTUAL	ACTUAL	ACTUAL	BUDGET	BUDGET
	EXPENSES	EXPENSES	EXPENSES	FILED	PROPOSED
EXPENDITURES					
IHC Coordinator Salary	15,263	15,263	29,863	15,263	16,026
Chief Deputy Salary	14,601	14,601		14,601	-
Stipend	4,016	3,863	3,366	3,366	-
Longevity	2,040	2,637	3,235	4,192	1,396
Incentive	700	700	940	700	700
Retirement	2,794	2,566	2,463	2,563	1,294
FICA	2,679	2,826	2,759	2,916	1,386
Office Supplies		133		250	250
Office Equipment/Furniture Purchases		30		250	250
IHC Administrative Expense		-			
IHC Payments	18,508	52,777	32,617	100,000	100,000
Telephone	803	723	726	800	800
Conference/Education				2,000	2,000
Office Machine Lease	312	465	453	350	350
IHC Software	12,708	12,708	12,708	12,708	12,708
Subscriptions	600	600	450	600	600
Miscellaneous Expenses					
TOTAL EXPENDITURES	75,024	109,892	89,580	160,558	137,760
Increase/(Decrease) in Budget					(22,798)

#427 COUNTY EXTENSION SERVICE						
		FY 2016	FY 2017	FY 2018	FY 2019	FY 2020
		ACTUAL	ACTUAL	ACTUAL	BUDGET	BUDGET
		EXPENSES	EXPENSES	EXPENSES	FILED	PROPOSED
EXPENDITURES						
	Salaries: Staff	12,054	8,922	12,417		14,350
	Salaries: County Agent	10,705	19,700	14,783	12,234	12,846
	Salaries: County Extension Agent	12,234			12,234	12,846
	Incentive	700	350	321		1,050
	Longevity	4,590	3,854		365	365
	FICA	1,810	1,432	1,910	1,900	3,171
	Retirement	919	627		1,677	1,021
0310	Office Supplies	1,966	1,699	3,540	2,500	2,500
0449	Office Machine/Furniture Purchase	1,605	1,440	1,651	2,000	3,000
0450	Office Machine Repairs				250	250
0451	Telephone	1,618	1,413	1,432	3,400	3,400
0453	Conference / Education					
0470	Office Machine Lease	1,451	1,617	1,493	1,800	2,200
0520	Extension Agent Expense Account	4,696	2,659	3,193		6,000
0521	County Agent Expense Account	3,576	2,317	2,881	6,000	6,000
0607	Auto Repairs/Maint/Fuel	1,378	2,438	2,132	4,000	6,000
0616	Auto Lease/Purchase				15,000	7,500
	TOTAL EXPENDITURES	59,302	48,468	45,753	63,360	82,499
	Increase/(Decrease) in Budget					19,139

#428 Emergency Management/DHS						
		FY 2016	FY 2017	FY 2018	FY 2019	FY 2020
		ACTUAL	ACTUAL	ACTUAL	BUDGET	BUDGET
		EXPENSES	EXPENSES	EXPENSES	FILED	PROPOSED
EXPENDITURES						
0101	Salaries: County Services Coordinator	27,942	29,373	29,373	29,373	30,842
0105	Stipend	8,311	7,819	6,731	6,731	6,731
0110	Cell Phone Allowance	575	600	600	600	600
0113	Longevity			588	1,415	-
0114	Incentive	175	700	820	700	700
0115	Retirement	2,817	2,669	2,510	2,610	2,776
0116	FICA	2,831	2,945	2,916	2,970	2,974
0310	Office Supplies	378	368	329	600	600
0449	Office Machine/Furniture Purchases	4,564	868	102	1,500	1,000
0334	Equipment Repairs & Maintenance		250	36	500	500
0450	Office Machine Repairs				500	500
0451	Telephone	2,055	2,148	2,241	2,000	2,000
0453	Conference / Education	526	34		2,500	2,500
0470	Office Machine Lease	1,452	1,440	1,299	1,365	1,365
0471	Software	84	84		200	200
0489	County Repeater Station		1,297	986	2,340	2,300
0607	Automobile Repairs/Maint/Fuel	759	1,010	1,251	3,000	3,000
0670	Field Equipment Purchases	545	2,245		3,500	3,000
0677	EOC Expenses	317		20	200	200
TOTAL EXPENDITURES		53,331	53,850	49,802	62,603	61,787
Increase/(Decrease) in Budget						(816)

#429 Auditor						
		FY 2016	FY 2017	FY 2018	FY 2019	FY 2020
		ACTUAL	ACTUAL	ACTUAL	BUDGET	BUDGET
		EXPENSES	EXPENSES	EXPENSES	FILED	PROPOSED
EXPENDITURES						
0101	Salary: Auditor	55,372	55,125	55,125	55,125	57,881
0105	Stipend	7,652	-			
0114	Incentive	700	408	820	700	700
0113	Longevity	340		1,103	2,445	2,565
0115	Retirement	4,893	3,836	3,756	3,917	4,366
0116	FICA	4,821	4,152	4,163	4,271	4,481
0310	Office Supplies	153	182		200	200
0449	Office Machine/Furniture Purch			255	250	250
0450	Office Machine Repairs				250	250
0451	Telephone	855	827	827	800	850
0453	Conference/Education	1,547	2,494	1,911	3,000	3,000
0470	Office Machine Lease					
0471	Computer Software	8,000	8,000	8,000	8,000	8,000
	Auditor Expense Account				100	100
		84,333	75,024	75,960	79,058	82,643
	Increase/(Decrease) in Budget					3,586

#430 CITY COUNTY LIBRARY					
	FY 2016 ACTUAL EXPENSES	FY 2017 ACTUAL EXPENSES	FY 2018 ACTUAL EXPENSES	FY 2019 BUDGET FILED	FY 2020 BUDGET PROPOSED
EXPENDITURES					
Salaries: Librarian	29,202	29,202	38,119	29,202	30,662
Salaries: Librarian Assistant Salary	1,860		1,044		
Salaries: Temporary Library Staff		1,446		8,000	2,000
Stipend			1,963	1,685	
Longevity	2,280	2,863	2,299	-	120
Incentive	700		940		700
Retirement	2,457		2,849	1,973	2,240
FICA	1,699		2,686	2,846	2,561
Holliday Library Supplement	15,000		15,000	15,000	15,000
TOTAL EXPENDITURES	53,198	33,511	64,900	58,705	53,283
Increase/(Decrease) in Budget					(5,422)

#431 JP 1						
		FY 2016	FY 2017	FY 2018	FY 2019	FY 2020
		ACTUAL	ACTUAL	ACTUAL	BUDGET	BUDGET
		EXPENSES	EXPENSES	EXPENSES	FILED	PROPOSED
EXPENDITURES						
0101	Salaries: Justice of the Peace	42,524	71,726	71,726	42,524	44,650
0101	Salaries: Staff	29,202			29,202	30,662
0102	Salaries: Part Time Staff	480				
01050	Stipend		5,048	6,731	6,731	6,731
0110	Cell Phone Allowance				600	600
0113	Longevity	4,560	5,994	7,428	6,000	6,453
0114	Incentive	700	700	940	700	700
0115	Retirement	5,877	5,755	5,716	5,725	6,369
0116	FICA	5,801	6,360	6,517	6,560	6,869
0310	Office Supplies	2,575	2,405	2,074	5,200	4,200
0449	Office Machine/Furniture/ Equipment Purchases	210		259	2,000	1,200
0450	Office Machine Repairs				100	100
0451	Telephone	1,801	1,849	2,026	2,000	2,000
0453	Conference / Education	546	561		2,500	1,900
0471	Case Management Software	2,758	2,758	2,875	5,700	5,100
1454	JP#1 Expense Account (Mileage)		69	36	1,500	700
TOTAL EXPENDITURES		97,034	103,225	106,328	117,042	118,235
Increase/(Decrease) in Budget						1,192

#432 JP 2					
	FY 2016	FY 2017	FY 2018	FY 2019	FY 2020
	ACTUAL	ACTUAL	ACTUAL	BUDGET	BUDGET
	EXPENSES	EXPENSES	EXPENSES	FILED	PROPOSED
EXPENDITURES					
Salaries: Justice of the Peace	4,129	28,088	37,451	37,451	39,323
Salaries: Staff	179			-	-
Stipend		5,048	6,731	6,731	6,731
Cell Phone Allowance	75	25		600	600
Longevity	180			869	989
Incentive					
Retirement	349	2,215	2,908	3,069	3,402
FICA	347	2,635	3,370	3,492	3,645
Office Supplies		298	74	2,500	2,500
Office Machine/Furniture/Equipment Purch.		424		750	750
Office Equipment Repairs		-		1,000	1,000
Telephone	1,130	1,103	1,282	1,500	1,500
Conference / Education		1,392	641	2,000	2,000
Software	3,465	3,176	3,465	3,465	3,465
JP #2 Expense Account	55		312	1,200	1,200
TOTAL EXPENDITURES	9,909	44,404	56,234	64,627	67,105
Increase/(Decrease) in Budget					2,478

#433 JP 3					
	FY 2016	FY 2017	FY 2018	FY 2019	FY 2020
	ACTUAL	ACTUAL	ACTUAL	BUDGET	BUDGET
	EXPENSES	EXPENSES	EXPENSES	FILED	PROPOSED
EXPENDITURES					
Salaries: Justice of the Peace	4,244	4,244	4,244	4,244	21,000
Stipend		5,048	6,731	6,731	6,731
Incentive					
Longevity		85	170	615	-
Retirement	324	636	734	779	1,980
FICA	250	743	779	887	2,121
Office Supplies			250	250	1,500
Office Equipment		231			500
Telephone					600
Office Equipment Repairs					250
Conference / Education	584	401	500	500	1,000
Software					3,500
Rent/DSL					3,000
JP Expense Account		107			500
TOTAL EXPENDITURES	5,402	11,495	13,408	14,006	42,683
Increase/(Decrease) in Budget					28,677

#434 JP 4					
	FY 2016 ACTUAL EXPENSES	FY 2017 ACTUAL EXPENSES	FY 2018 ACTUAL EXPENSES	FY 2019 BUDGET FILED	FY 2020 BUDGET PROPOSED
EXPENDITURES					
Salaries: Justice of the Peace	35,062	35,062	35,062	35,062	36,815
Stipend				-	-
Cell Phone Allowance	600	600	600	600	600
Incentive					
Longevity	960	1,661	2,363	3,424	3,544
Retirement	2,795	2,576	2,503	2,628	2,924
FICA	2,802	2,955	2,909	2,990	3,133
Office Supplies	300	248	146	1,400	1,400
Office Machine/Furniture Purchases		744	350	1,000	1,000
Office Machine Repairs				750	750
Telephone	1,284	1,183	1,255	1,375	1,375
Conference / Education	574	2,057	888	1,800	1,800
Software	513	513		1,000	1,000
Rent & DSL Internet Service	1,980	2,235	3,000	3,000	3,000
JP#4 Expense Account		663	911	900	900
TOTAL EXPENDITURES	46,870	50,497	49,987	55,928	58,241
Increase/(Decrease) in Budget					2,313

#435 MUSEUM					
	FY 2016 ACTUAL EXPENSES	FY 2017 ACTUAL EXPENSES	FY 2018 ACTUAL EXPENSES	FY 2019 BUDGET FILED	FY 2020 BUDGET PROPOSED
EXPENDITURES					
Salaries: Museum Staff	2,226	2,446	632		
FICA	170	187	48	-	-
Advertising				1,000	1,000
Historical Displays					
Museum Utilities	435	422	324	750	750
TOTAL EXPENDITURES	2,831	3,055	1,004	1,750	1,750
Increase/(Decrease) in Budget					-

#436 VETERANS' AFFAIRS					
	FY 2016	FY 2017	FY 2018	FY 2019	FY 2020
	ACTUAL	ACTUAL	ACTUAL	BUDGET	BUDGET
	EXPENSES	EXPENSES	EXPENSES	FILED	PROPOSED
EXPENDITURES					
Regular Part-time Salaries	5,950	4,797	3,820	6,000	
Retirement	455	231			
FICA	455	291			
Office Supplies	160	154	8	250	250
Telephone	945	955	968	850	850
Equipment Purchases	200			200	200
VA Expense Account			1,289	2,000	8,000
TOTAL EXPENDITURES	8,165	6,428	6,085	9,300	9,300
Increase/(Decrease) in Budget					-

#437 OTHER DEPARTMENTS					
	FY 2016	FY 2017	FY 2018	FY 2019	FY 2020
	ACTUAL	ACTUAL	ACTUAL	BUDGET	BUDGET
	EXPENSES	EXPENSES	EXPENSES	FILED	PROPOSED
EXPENDITURES					
Regular Part Time Salary	2,400				
Holliday Act. Building Mgr Salary	15,271	15,271	15,271	15,271	16,035
Stipend		5,048	6,731	6,731	6,731
Longevity	2,040	2,346	2,651	3,316	3,436
Incentive	700	350	590	350	350
Retirement	1,560	1,580	1,662	1,273	1,415
FICA	1,550	1,929	1,926	1,449	1,516
TOTAL EXPENDITURES	23,521	26,524	28,831	28,390	29,483
Increase/(Decrease) in Budget					1,093

The State of Texas

County of Archer

North Central Texas – Created 1858 – Organized 1880

FY 2020

Road & Bridge Funds

SUMMARY-ALL PRECINCT FUNDS					
	FY 2016	FY 2017	FY 2018	FY 2019	FY 2020
	ACTUAL	ACTUAL	ACTUAL	BUDGET	BUDGET
				FILED	PROPOSED
REVENUES					
Current Ad Valorem Tax	798,539	756,670	809,857	914,941	1,035,849
Delinquent Ad Valorem Tax	26,764	20,007	27,292	20,000	20,000
Gross Weight & Axle Weight Revenue	41,677	32,512	20,704	35,000	35,000
Highway Tax	335,760	331,807	330,250	315,000	315,000
Interest Income	32	-	-	30	30
Machinery and Material Sale	2,451	257	-	-	-
Optional R & B Fee	91,232	92,896	96,360	85,000	85,000
Miscellaneous Income	13,000	20,797	13,620	10,000	10,000
Insurance Claim Proceeds	-	-	653	-	-
Lateral Road Allocations	14,544	14,544	34,492	20,000	20,000
Capital Lease Proceeds	-	-	-	-	-
Precinct 4 Relocation - Move Reimbursement	-	-	-	-	-
TOTAL REVENUES	1,323,999	1,269,490	1,333,228	1,399,971	1,520,879
Budgeted Transfer In From Reserves (Cash Balance, Beginning of Year)				445,996	452,838
TOTAL RESOURCES AVAILABLE				1,845,967	1,973,717
EXPENDITURES					
Salaries: Commissioner	168,072	436,009	-	170,097	178,601
Salaries: Roadhands	372,754	112,222	545,738	342,034	355,314
Salaries: Temporary / Extra Help	4,043	4,169	4,310	14,500	12,500
Stipend	16,066	18,784	27,505	-	-
Salaries: Travel Allowance and other allowances	40,000	40,000	40,000	40,000	40,000
Cell Phone Allowance	2,400	2,400	2,375	2,400	2,400
Longevity	18,360	25,567	31,765	43,258	44,818
Incentive	6,037	7,000	8,515	6,300	6,300
Retirement	48,055	44,392	43,189	40,610	44,799
FICA	46,681	48,718	49,450	44,786	46,335
Medical & Dental Insurance	145,222	64,184	91,956	136,003	139,920
Cancer and Life Insurance	4,954	2,081	4,713	5,292	5,292
Inmate Work Crew	966	5,383	2,508	9,000	9,000
Fuel and Oil	109,521	111,949	113,429	143,500	143,500
Equipment/Machine Purchase	549,763	2,675	140	18,500	18,500
Repair/Maintenance: Buildings	110	403	538	1,750	1,750
Repair/Maintenance: Equipment	102,963	96,429	72,268	98,195	98,195
Utilities	7,108	7,003	7,696	8,150	8,150
Road Base Materials	203,826	212,439	173,277	189,000	189,000
Bridge/Culverts Materials	17,596	17,336	9,099	19,000	19,000
Chemicals - Right of Way	4,091	1,728	931	3,250	3,250
Operating Supplies	5,116	6,333	3,279	9,500	9,500
Special Projects	2,844	23,636	23,652	493,711	465,506
Equipment Lease	65,406	72,406	162,406	72,437	72,437
Signs	52,777	1,149	2,063	26,650	26,650
Equipment Repayment	279	-	-	13,500	13,500
Telephone	2,127	2,355	2,775	3,000	3,000
Conference/Education	4,955	6,651	5,103	8,000	8,000
Miscellaneous Expenses	11	339	-	2,500	3,500
Contract Work - Hauling	3,516	-	-	5,000	5,000
CERTZ Offset	(154,461)	-	-	-	-
Time Warrant Payment	-	-	-	-	-
Budgeted Transfer Out - CETRZ Fund	28,102	-	-	-	-
Precinct 4 Relocation	17,888	-	-	-	-
	-	-	-	-	-
TOTAL:	1,897,148	1,373,740	1,428,680	1,969,922	1,973,718
Cash Balance, End of Year					(0)
Increase/(Decrease) in Budget					3,795

PRECINCT 1 ALL FUNDS					
	FY 2016 ACTUAL	FY 2017 ACTUAL	FY 2018 ACTUAL	FY 2019 BUDGET FILED	FY 2020 BUDGET PROPOSED
REVENUES					
Current Ad Valorem Tax	175,769	166,468	178,168	201,287	227,887
Delinquent Ad Valorem Tax	5,797	4,413	6,004	4,400	4,400
Interest Income	8			8	8
Miscellaneous Income	3,234	5,263	3,795	2,500	2,500
Gross Weight & Axle Weight Revenue	10,419	8,128	5,176	8,750	8,750
Highway Tax	83,940	82,951	82,562	78,750	78,750
Optional R & B Fee	22,808	23,224	24,090	21,250	21,250
Lateral Road/Fund 14		4,848	8,623	5,000	5,000
Machinery and Material Sale				-	-
Insurance Claim Proceeds	4,848			-	-
Capital Lease Proceeds	149,065				
TOTAL REVENUES	455,888	295,295	308,418	321,945	348,544
Budgeted Transfer In From Reserves (Cash Balance, Beginning of Year)				97,359	160,778
TOTAL RESOURCES AVAILABLE				419,304	509,322
EXPENDITURES					
101 Salaries: Commissioner	40,500	117,686		42,524	44,650
102 Salaries: Roadhands	71,582		124,197	75,162	78,920
103 Salaries: Temporary / Extra Help	4,043	4,169	4,070		
105 Stipend		8,380	16,267	-	-
109 Salaries: Travel Allowance and other allowances	10,000	10,000	10,000	10,000	10,000
110 Cell Phone Allowance	600	600	600	600	600
113 Longevity	6,840	5,442	7,357	9,366	9,726
114 Incentive	1,400	1,400	1,760	1,400	1,400
115 Retirement	10,448	9,921	10,558	9,348	10,374
116 FICA	10,188	11,291	12,470	10,637	11,115
117 Medical & Dental Insurance	33,959	10,352	15,301	22,667	23,320
118 Cancer and Life Insurance	1,130	400	952	1,134	1,134
323 Inmate Work Crew	-	815	257	500	500
331 Fuel and Oil	22,749	17,872	9,717	32,500	32,500
332 Equipment/Machine Purchase	1,072	2,102		18,000	18,000
333 Repair/Maintenance: Buildings	-	82	160	250	250
334 Repair/Maintenance: Equipment	28,998	26,019	14,082	30,000	30,000
335 Utilities	2,489	2,273	2,283	2,400	2,400
336 Road Base Materials	99,049	46,973	2,625	49,000	49,000
337 Bridge/Culverts Materials	2,382	3,670	1,397	5,000	5,000
338 Chemicals - Right of Way	2,400			500	500
339 Operating Supplies	951	1,909	672	2,000	2,000
340 Special Projects	442	80	24,409	140,072	151,745
348 Equipment Lease	30,406	15,406	15,406	22,437	22,437
441 Signs	777	385	352	250	250
445 Equipment Repayment	-				
451 Telephone	480	448	500	500	500
453 Conference/Education	1,215	2,445	630	2,000	2,000
577 Miscellaneous Expenses	11	278		1,000	1,000
Contract Work - Hauling	-				
CERTZ Offset	-	-			
Time Warrant Payment	-				
Budgeted Transfer Out - CETRZ Fund	28,102	-			
TOTAL:	412,213	300,398	276,022	489,248	509,322
Cash Balance, End of Year					0
Increase/(Decrease) in Budget					20,074

PRECINCT 2 ALL FUNDS					
	FY 2016 ACTUAL	FY 2017 ACTUAL	FY 2018 ACTUAL	FY 2019 BUDGET FILED	FY 2020 BUDGET PROPOSED
REVENUES					
Current Ad Valorem Tax	207,590	196,734	210,563	237,885	269,321
Delinquent Ad Valorem Tax	6,989	5,198	7,096	5,200	5,200
Gross Weight & Axle Weight Revenue	10,419	8,128	5,176	8,750	8,750
Highway Tax	83,940	82,951	82,562	78,750	78,750
Interest Income	8			8	8
Machinery and Material Sale	200			-	-
Optional R & B Fee	22,808	23,224	24,090	21,250	21,250
Miscellaneous Income	3,234	5,178	3,275	2,500	2,500
Insurance Claim Proceeds	-			-	-
Lateral Road Allocations	4,848	4,848	8,623	5,000	5,000
Capital Lease Proceeds	241,124				
TOTAL REVENUES	581,160	326,261	341,385	359,342	390,778
Budgeted Transfer In From Reserves (Cash Balance, Beginning of Year)				12,368	55,538
TOTAL RESOURCES AVAILABLE				371,710	446,316
EXPENDITURES					
101 Salaries: Commissioner	42,524	42,524		42,524	44,650
102 Salaries: Roadhands	110,550	112,222	144,291	76,430	76,430
103 Salaries: Temporary / Extra Help			240	2,000	
105 Stipend	8,033	7,726	4,768		
109 Salaries: Travel Allowance and other allowances	10,000	10,000	10,000	10,000	10,000
110 Cell Phone Allowance	600	600	575	600	600
113 Longevity	3,480	6,575	9,252	11,697	12,057
114 Incentive	1,137	2,100	2,820	1,400	1,400
115 Retirement	13,466	12,566	11,409	9,590	10,363
116 FICA	13,165	13,724	13,013	11,066	11,103
117 Medical & Dental Insurance	36,310	16,722	25,710	34,001	34,980
118 Cancer and Life Insurance	1,325	578	1,312	1,512	1,512
CERTZ Match	24,188				
323 Inmate Work Crew	885	1,858	1,488	5,000	5,000
331 Fuel and Oil	29,506	34,390	39,085	35,000	35,000
332 Equipment/Machine Purchase	241,484	288		500	500
333 Repair/Maintenance: Buildings		321	254	500	500
334 Repair/Maintenance: Equipment	36,392	34,840	16,289	20,000	20,000
335 Utilities	1,337	1,517	2,008	1,500	1,500
336 Road Base Materials	46,437	61,810	79,061	60,000	60,000
337 Bridge/Culverts Materials	7,943	2,606	(1,108)	5,000	5,000
338 Chemicals - Right of Way	446	657	518	1,500	1,500
339 Operating Supplies	852	1,057	223	1,000	1,000
340 Special Projects	607	250	(757)	44,388	77,321
348 Equipment Lease	10,000	10,000	10,000	15,000	15,000
441 Signs	-	111	1,302	400	400
445 Equipment Repayment	-			12,500	12,500
451 Telephone	516	362	513	500	500
453 Conference/Education	1,196	1,446	2,454	2,000	2,000
577 Miscellaneous Expenses	-	61		500	500
Contract Work - Hauling	3,516			5,000	5,000
CERTZ Offset	(35,225)				
Time Warrant Payment					
Budgeted Transfer Out - CETRZ Fund					
TOTAL:	610,670	376,911	374,720	411,108	446,317
Cash Balance, End of Year					(0)
Increase/(Decrease) in Budget					35,209

PRECINCT 3 ALL FUNDS					
	FY 2016 ACTUAL	FY 2017 ACTUAL	FY 2018 ACTUAL	FY 2019 BUDGET FILED	FY 2020 BUDGET PROPOSED
REVENUES					
Current Ad Valorem Tax	207,590	196,734	210,563	237,885	269,321
Delinquent Ad Valorem Tax	6,989	5,198	7,096	5,200	5,200
Gross Weight & Axle Weight Revenue	10,419	8,128	5,176	8,750	8,750
Highway Tax	83,940	82,954	82,563	78,750	78,750
Interest Income	8	-	-	8	8
Machinery and Material Sale	2,251	-	-	-	-
Optional R & B Fee	22,808	23,224	24,090	21,250	21,250
Miscellaneous Income	3,234	5,178	3,275	2,500	2,500
Insurance Claim Proceeds	-	-	-	-	-
Lateral Road Allocations	4,848	4,848	8,623	5,000	5,000
Capital Lease Proceeds	256,628	-	-	-	-
TOTAL REVENUES	598,715	326,264	341,386	359,342	390,778
Budgeted Transfer In From Reserves (Cash Balance, Beginning of Year)				179,448	132,151
TOTAL RESOURCES AVAILABLE				538,790	522,929
EXPENDITURES					
101 Salaries: Commissioner	42,524	118,955	-	42,524	44,650
102 Salaries: Roadhands	76,611	-	120,606	76,430	80,252
103 Salaries: Temporary / Extra Help	-	-	-	10,000	10,000
105 Stipend	8,033	2,678	6,470	-	-
109 Salaries: Travel Allowance and other allowances	10,000	10,000	10,000	10,000	10,000
110 Cell Phone Allowance	600	600	600	600	600
113 Longevity	4,440	6,819	5,295	8,514	8,874
114 Incentive	1,400	1,400	1,115	1,400	1,400
115 Retirement	10,945	9,722	9,383	9,376	10,408
116 FICA	10,535	10,622	10,731	8,898	9,297
117 Medical & Dental Insurance	27,104	15,170	17,022	34,001	34,980
118 Cancer and Life Insurance	1,071	473	938	1,134	1,134
CERTZ Match	36,476	-	-	-	-
323 Inmate Work Crew	-	1,459	580	2,500	2,500
331 Fuel and Oil	28,509	31,563	34,254	50,000	50,000
332 Equipment/Machine Purchase	283,951	-	-	-	-
333 Repair/Maintenance: Buildings	110	-	124	500	500
334 Repair/Maintenance: Equipment	16,349	17,758	26,773	25,000	25,000
335 Utilities	1,561	1,448	1,714	1,750	1,750
336 Road Base Materials	33,567	76,509	60,557	60,000	60,000
337 Bridge/Culverts Materials	5,409	6,491	7,923	5,000	5,000
338 Chemicals - Right of Way	725	535	-	750	750
339 Operating Supplies	1,671	1,300	423	1,500	1,500
340 Special Projects	1,034	-	-	183,304	123,333
348 Equipment Lease	25,000	25,000	35,000	35,000	35,000
441 Signs	-	384	409	2,000	2,000
445 Equipment Repayment	-	-	-	-	-
451 Telephone	704	759	656	1,000	1,000
453 Conference/Education	1,144	395	800	2,000	2,000
577 Miscellaneous Expenses	-	-	-	-	1,000
Contract Work - Hauling	-	-	-	-	-
CERTZ Offset	(40,328)	-	-	-	-
Time Warrant Payment	-	-	-	-	-
Budgeted Transfer Out - CETRZ Fund	-	-	-	-	-
TOTAL:	589,145	340,040	351,373	573,182	522,929
Cash Balance, End of Year					0
Increase/(Decrease) in Budget					(50,252)

PRECINCT 4 ALL FUNDS					
	FY 2016 ACTUAL	FY 2017 ACTUAL	FY 2018 ACTUAL	FY 2019 BUDGET FILED	FY 2020 BUDGET PROPOSED
REVENUES					
Current Ad Valorem Tax	207,590	196,734	210,563	237,885	269,321
Delinquent Ad Valorem Tax	6,989	5,198	7,096	5,200	5,200
Gross Weight & Axle Weight Revenue	10,420	8,128	5,176	8,750	8,750
Highway Tax	83,940	82,951	82,563	78,750	78,750
Interest Income	8		-	8	8
Machinery and Material Sale		257	-	-	-
Optional R & B Fee	22,808	23,224	24,090	21,250	21,250
Miscellaneous Income	3,298	5,178	3,275	2,500	2,500
Insurance Claim Proceeds	1,494		653	-	-
Lateral Road Allocations	4,848		8,623	5,000	5,000
Capital Lease Proceeds	22,786				
Sale of Land				-	-
Precinct 4 Relocation - Move Reimbursement				-	-
TOTAL REVENUES	364,181	321,670	342,039	359,342	390,778
Budgeted Transfer In From Reserves (Cash Balance, Beginning of Year)				156,821	104,371
TOTAL RESOURCES AVAILABLE				516,163	495,150
EXPENDITURES					
101 Salaries: Commissioner	42,524	156,844		42,524	44,650
102 Salaries: Roadhands	114,011		156,644	114,011	119,712
103 Salaries: Temporary / Extra Help			-	2,500	2,500
105 Stipend			-	-	-
109 Salaries: Travel Allowance and other allowances	10,000	10,000	10,000	10,000	10,000
110 Cell Phone Allowance	600	600	600	600	600
113 Longevity	3,600	6,731	9,861	13,681	14,161
114 Incentive	2,100	2,100	2,820	2,100	2,100
115 Retirement	13,196	12,183	11,839	12,297	13,653
116 FICA	12,793	13,081	13,236	14,184	14,820
117 Medical & Dental Insurance	47,849	21,940	33,923	45,334	46,640
118 Cancer and Life Insurance	1,428	630	1,511	1,512	1,512
CERTZ Match	28,770		-		
323 Inmate Work Crew	81	1,251	183	1,000	1,000
331 Fuel and Oil	28,757	28,124	30,373	26,000	26,000
332 Equipment/Machine Purchase	23,256	285	140		
333 Repair/Maintenance: Buildings	-		-	500	500
334 Repair/Maintenance: Equipment	21,224	17,812	15,124	23,195	23,195
335 Utilities	1,721	1,765	1,691	2,500	2,500
336 Road Base Materials	24,773	27,147	31,034	20,000	20,000
337 Bridge/Culverts Materials	1,862	4,569	887	4,000	4,000
338 Chemicals - Right of Way	520	536	413	500	500
339 Operating Supplies	1,642	2,067	1,961	5,000	5,000
340 Special Projects	761	23,306	-	125,947	113,107
445 Equipment Repayment	-	22,000	102,000		
348 Equipment Lease	52,000	269	-	24,000	24,000
411 Signs	279		-	1,000	1,000
451 Telephone	427	786	1,106	1,000	1,000
453 Conference/Education	1,400	2,365	1,219	2,000	2,000
577 Miscellaneous Expenses	-			1,000	1,000
Contract Work - Hauling	-				
CERTZ Offset	(78,908)				
Time Warrant Payment				-	-
Budgeted Transfer Out - CETRZ Fund				-	-
Precinct 4 Relocation	17,888			-	-
TOTAL:	374,554	356,391	426,565	496,385	495,150
Cash Balance, End of Year					(0)
Increase/(Decrease) in Budget					(1,235)

The State of Texas

County of Archer

North Central Texas – Created 1858 – Organized 1880

FY 2020

Debt Service Fund

#69	INTEREST AND SINKING FUND					
		FY 2016 ACTUAL	FY 2017 ACTUAL	FY 2018 ACTUAL	FY 2019 BUDGET FILED	FY 2020 BUDGET PROPOSED
	REVENUES:					
	Interest	174	470	659	325	500
	Ad Valorem Taxes - Current	405,409	453,897	445,377	406,389	389,056
	Ad Valorem Taxes - Del (2010 Fwd)	11,887	9,701	13,037	9,500	
	Ad Valorem Taxes - Delinquent (Prior 2009)	285	96		300	
	TOTAL:	417,755	464,164	459,073	416,514	389,556
	EXPENDITURES:					
	Administrative Fees	400	400	400	400	400
	Bond Payments -Principal	255,000	265,000	275,000	290,000	295,000
	Bond Payments -Interest	157,223	146,823	136,023	124,723	103,500
	TOTAL:	412,623	412,223	411,423	415,123	398,900
	Estimated Cash Balance, Beginning of Year					239,398
	Estimated Cash Balance, End of Year					230,054

The State of Texas

County of Archer

North Central Texas – Created 1858 – Organized 1880

FY 2020

Special Revenue Funds

#45	FLOOD PLAIN PROGRAM FUND					
		FY 2016 ACTUAL	FY 2017 ACTUAL	FY 2018 ACTUAL	FY 2019 BUDGET FILED	FY 2020 BUDGET PROPOSED
	REVENUES:					
	Flood Plain Application Fees	900	2,300	1,000	2,500	2,500
	TOTAL REVENUES	900	2,300	1,000	2,500	2,500
	Budgeted Transfer In From Reserves				2,864	1,000
	TOTAL RESOURCES AVAILABLE				5,364	3,500
	EXPENDITURES:					
	Office Supplies	-	-	-		
	Consultant Contract	-	200	580	1,500	1,500
	Software	-	-	-		
	Miscellaneous Expenses	-	-	-		
	Office Machines/Furniture Purchases	-	-	-		
	Telephone	-	-	-		
	Conference/Education	-	-	-	1,000	1,000
	I-Info License	2,864		5,728	2,864	864
	TOTAL:	2,864	200	6,308	4,000	3,364
	Estimated Cash Balance, Beginning of Year					1,000
	Estimated Cash Balance, End of Year					136

#46	COUNTY JUDGE JUDICIARY FUND					
		FY 2016 ACTUAL	FY 2017 ACTUAL	FY 2018 ACTUAL	FY 2019 BUDGET FILED	FY 2020 BUDGET PROPOSED
	REVENUES:					
	Excess Supplement	-	-	-	200	200
	TOTAL REVENUES	-	-	-	200	200
	Budgeted Transfer In From Reserves				3,050	2,800
	TOTAL RESOURCES AVAILABLE				3,250	3,000
	EXPENDITURES:					
	Equipment Purchases	-	-	-	500	250
	Software	-	-	-		
	Conference/Education	-	-	-	750	750
	Court Reporter	-	-	-	500	500
	Miscellaneous Court Related Expenses	-	-	-	1,500	1,500
	TOTAL:	-	-	-	3,250	3,000
	Estimated Cash Balance, Beginning of Year					2,800
	Estimated Cash Balance, End of Year					-

#47	COUNTY CLERK TECHNOLOGY FUND					
		FY 2016 ACTUAL	FY 2017 ACTUAL	FY 2018 ACTUAL	FY 2019 BUDGET FILED	FY 2020 BUDGET PROPOSED
	REVENUES:					
	County Clerk Technology Revenue	319	253	201	525	525
	TOTAL:	319	253	201	525	525
	EXPENDITURES:					
	Office Software	-	-	-		
	Office Equipment Purchases	-	-	-		
	Conference/Education	-	-	-	750	750
	TOTAL:	-	-	-	750	750
	Cash Balance, Beginning of Year					2,325
	Cash Balance, End of Year					2,100

#48	ELECTIONS FUND					
		FY 2016	FY 2017	FY 2018	FY 2019	FY 2020
		ACTUAL	ACTUAL	ACTUAL	BUDGET	BUDGET
					FILED	PROPOSED
	REVENUES:					
	HAVA Grant	-	-		-	
	Contracted Entity Fee Revenues	8,775	1,358	2,090	8,800	8,800
	Equipment Rental Revenue	520			520	520
	Delivery and Setup	2,375	450	130	2,375	2,375
	Election Kits Reimbursement	935	270	324	935	935
	TOTAL REVENUES	12,605	2,078	2,544	12,630	12,630
	Budgeted Transfer In From Reserves				21,673	13,720
	TOTAL RESOURCES AVAILABLE				18,458	26,350
	EXPENDITURES:					
	Election Staff Salaries (Judges & Clerks)	-			12,000	12,000
	Interpretors	-				
	Voting Equipment Delivery/Pickup	-				
	Equipment Purchases	3,882		10,967	9,500	9,500
	Equipment Repairs/Maintenance	-	3,020		3,000	3,000
	Election Kits		1,446	2,513		
	Equipment Lease	-				
	Education/Training	-				
	Software	858	954	3,246	1,750	1,750
	Polling Place Rent	-				
	Miscellaneous Expenses	-			100	100
	Mileage Reimbursements	-				
	TOTAL:	4,740	5,420	16,726	26,350	26,350
	Estimated Cash Balance, Beginning of Year					13,960
	Estimated Cash Balance, End of Year					240

#49	FEMA FIRE DEPT GRANT					
		FY 2016 ACTUAL	FY 2017 ACTUAL	FY 2018 ACTUAL	FY 2019 BUDGET FILED	FY 2020 BUDGET PROPOSED
	REVENUES:					
	Fema Grant Allocations	-	-	-	-	-
	TOTAL:	-	-	-	-	-
	EXPENSES:					
	Grant Disbursements to VFD's	-	-	-	-	-
	TOTAL:	-	-	-	-	-
	Estimated Cash Balance, Beginning of Year					-
	Estimated Cash Balance, End of Year					-

#50	DISTRICT CLERK TECHNOLOGY FUND					
		FY 2016 ACTUAL	FY 2017 ACTUAL	FY 2018 ACTUAL	FY 2019 BUDGET FILED	FY 2020 BUDGET PROPOSED
	REVENUES:					
	District Clerk Technology Revenue	776		764	1,050	1,050
	TOTAL REVENUES	776	-	764	1,050	1,050
	Budgeted Transfer In From Reserves				4,422	4,422
	TOTAL RESOURCES AVAILABLE				5,472	5,472
	EXPENDITURES:					
	Office Software	-	-	-	972	972
	Office Equipment Purchases	1,026			4,500	4,500
	Office Machine Lease	-	-	-		
	TOTAL:	1,026	-	-	5,472	5,472
	Estimated Cash Balance, Beginning of Year					6,027
	Estimated Cash Balance, End of Year					1,605

#55	MISC. GRANTS					
		FY 2016 ACTUAL	FY 2017 ACTUAL	FY 2018 ACTUAL	FY 2019 BUDGET FILED	FY 2020 BUDGET PROPOSED
	REVENUES:					
	Sheriff - Tobaco Grant Revenue	-				
	Law Enforcement Education - Leose Training	1,398	2,465	1,843	1,800	1,800
	Homeland Security Grants	-				
	Leose Fund - Constable #4	-				
	J S Bridwell Grant	-				
	Nortex POD Grant (Health Dept. POD Site)	-				
	Emergency Management Grant	46,695	15,978	46,021	28,000	26,000
	W F Area Community Foundation Grant					
	Nortex Grants	-				
	TAC Employee Rewards	250	804	(6)	810	810
	Sheriff Office Donation Program	1,600	1,500	1,500	1,600	1,600
	Peace Officer Allocations-Constable			678		
	Criminal Justice Grant (CJD)	-				
	TOTAL REVENUES	49,943	20,747	50,036	32,210	30,210
	Budgeted Transfer In From Reserves				14,807	144,215
	TOTAL RESOURCES AVAILABLE				47,926	174,425
	EXPENDITURES:					
	Sheriff Office Donation Program					
	Leose Fund - Sheriff Department	1,293	1,800	834	1,800	1,800
	Leose Fund - Constable #1	-				
	Homeland Security Expenses - Grants	-				
	Leose Fund-Constable #4	-	272			
	Deputy Sheriff Association Donation-Equipment	-				
	J S Bridwell Grant	-				
	Nortex POD Grant	-				
	Emergency Management Grant	-				
	W F Area Community Foundation Grant	13,453				
	TAC Employee Rewards	-				
	Nortex Grant	-				
	Criminal Justice Grant	-				
	Transfer Out to General Fund - EMG Grant Expenditures	31,373			28,000	26,000
	TOTAL:	46,119	2,072	834	29,800	27,800
	Estimated Cash Balance, Beginning of Year					143,805
	Estimated Cash Balance, End of Year					146,215

#56	DISTRICT COURT PRESERVATION FUND					
		FY 2016 ACTUAL	FY 2017 ACTUAL	FY 2018 ACTUAL	FY 2019 BUDGET FILED	FY 2020 BUDGET PROPOSED
	REVENUES:					
	District Clerk Preservation Revenue	1,480	1,600	1,300	1,400	1,400
	TOTAL REVENUES	1,480	1,600	1,300	1,400	1,400
	Budgeted Transfer In From Reserves				-	-
	TOTAL RESOURCES AVAILABLE				1,400	1,400
	EXPENDITURES:					
	District Court Preservation Expenses	-	-	-	1,400	1,400
	TOTAL:	-	-	-	1,400	1,400
	Estimated Cash Balance, Beginning of Year					14,255
	Estimated Cash Balance, End of Year					14,255

#57	VITALS ARCHIVE FUND					
		FY 2016 ACTUAL	FY 2017 ACTUAL	FY 2018 ACTUAL	FY 2019 BUDGET FILED	FY 2020 BUDGET PROPOSED
	REVENUES:					
	Vitals Archive Revenue	66	100	92	65	65
	Transfer from General Fund					3,600
	TOTAL:	66	100	92	65	3,665
	EXPENDITURES:					
	Vitals Archive Expenses	-	-	883	100	3,000
	TOTAL:	-	-	883	100	3,000
	Estimated Cash Balance, Beginning of Year					(1,900)
	Estimated Cash Balance, End of Year					(1,235)

#58	COUNTY COURT PRESERVATION FUND					
		FY 2016 ACTUAL	FY 2017 ACTUAL	FY 2018 ACTUAL	FY 2019 BUDGET FILED	FY 2020 BUDGET PROPOSED
	REVENUES:					
	County Court Preservation Revenue	590	660	480	500	500
	TOTAL:	590	660	480	500	500
	EXPENDITURES:					
	County Court Preservation Expenses	-	-	-	500	500
	TOTAL:	-	-	-	500	500
	Estimated Cash Balance, Beginning of Year					5,252
	Estimated Cash Balance, End of Year					5,252

#59	ON-SITE SEWAGE FACILITY (OSSF)					
		FY 2016 ACTUAL	FY 2017 ACTUAL	FY 2018 ACTUAL	FY 2019 BUDGET FILED	FY 2020 BUDGET PROPOSED
	REVENUES:					
	Permit Fee (County)	6,970	6,970	8,990	5,800	8,000
	Permit Fee (State)	285	230	340	200	300
	Inspection Fee - New	-				
	Inspection Fee - Existing		1,000	500		
	TOTAL REVENUES	7,255	8,200	9,830	6,000	8,300
	Budgeted Transfer In From Reserves				3,080	-
	TOTAL RESOURCES AVAILABLE				9,080	8,300
	EXPENDITURES:					
	OSSF Consultant Contract	7,830	9,440	9,030	4,500	8,500
	Permit Fee - State	100	240	300	200	200
	Certification Expense	-				
	Office Supplies	-				
	Conference/Education	-				
	Auto Purchase/Lease	4,380	4,380	4,380	4,380	9,225
	Equipment Purchase	-	-			
	TOTAL:	12,310	14,060	13,710	9,080	17,925
	Estimated Cash Balance, Beginning of Year					3,500
	Estimated Cash Balance, End of Year					(6,125)

#60	FLEX SPENDING FUND					
		FY 2016 ACTUAL	FY 2017 ACTUAL	FY 2018 ACTUAL	FY 2019 BUDGET FILED	FY 2020 BUDGET PROPOSED
	REVENUES:					
	Employee Deductions	-	-	246	246	
	TOTAL	-	-	246	246	-
	EXPENDITURES:					
	Employee Payments	-	-	25	246	
	TOTAL	-	-	25	246	-
	Estimated Cash Balance, Beginning of Year					1,694
	Estimated Cash Balance, End of Year					-

#61	CRIMINAL COSTS TAX FUND					
		FY 2016 ACTUAL	FY 2017 ACTUAL	FY 2018 ACTUAL	FY 2019 BUDGET FILED	FY 2020 BUDGET PROPOSED
REVENUES:						
1240	Justice of the Peace Fees	94,402	101,229	118,103	100,000	110,000
1296	Vitals Archive Fee	-	-	-	-	-
1304	Birth Certificates	43	54	54	50	50
1305	Marriage Licenses	720	1,200	1,080	900	900
1306	Bail Bond Fees	3,705	4,500	4,545	3,500	3,000
1310	Victims of Crime Auxiliary Fund (Jury Donations)		60			
1311	Jury Donations - Fire Departments	294	432	18	300	300
1312	Jury Donations - Libraries	36	90	24	25	25
1314	Non-disclosure Fees	28	-		30	30
1316	Jury Donations - Service Centers	30	132	18		
1317	State Electronic Filing Fees	6,316	7,090	6,095	7,800	7,800
1318	Appellate Judicial System Fee	665	750	665		
1321	Court Security Training			830		
2301	Clerks Fees	35,246	34,404	29,436	36,000	30,000
	Early Childhood Donation	5				
TOTAL:		141,485	149,941	160,868	148,605	152,105
EXPENDITURES:						
	Jury Donations - Service Centers					
826	Civil Fees	14,236	17,865	16,852	16,000	16,000
827	State Court Costs & Fees	92,922	114,573	132,400	122,000	130,000
828	Child Safety Seat and Seat Belt Fines		241			
	Jury Donations - Victims of Crime					
	Jury Donations - Fire Departments					
	Jury Donations - Libraries					
833	Drug Court Program	2,544	2,628	2,318	3,055	2,600
835	State Electronic Filing Fees	5,367	6,629	6,024	7,000	6,300
836	Appellate Judicial System Fee	570	710	625	800	800
837	Family Protection Fee	390	540	390	450	450
TOTAL:		116,029	143,186	158,609	149,305	156,150
	Estimated Cash Balance, Beginning of Year					7,000
	Estimated Cash Balance, End of Year					2,955

#62	RECOVERY FUND					
		FY 2016	FY 2017	FY 2018	FY 2019	FY 2020
		ACTUAL	ACTUAL	ACTUAL	BUDGET	BUDGET
					FILED	PROPOSED
	REVENUES:					
	Interest	1,354		3,196	1,500	1,500
	Tobacco Settlement Proceeds	3,000		3,478	3,000	3,000
	Wind Energy Revenues/App Fees	-	-	-	-	-
	TOTAL:	4,354	-	6,674	4,500	4,500
	EXPENDITURES:					
	Miscellaneous	-	-	-	-	-
	Transfer Out to Other Funds	-	-	-	-	-
	TOTAL:	-	-	-	-	-
	Estimated Cash Balance, Beginning of Year					612,466
	Estimated Cash Balance, End of Year					616,966

#63	LAW LIBRARY FUND					
		FY 2016 ACTUAL	FY 2017 ACTUAL	FY 2018 ACTUAL	FY 2019 BUDGET FILED	FY 2020 BUDGET PROPOSED
	REVENUES:					
	Clerk's Fees	4,655	5,250	4,655	4,900	3,400
	TOTAL REVENUES	4,655	5,250	4,655	4,900	3,400
	Budgeted Transfer In From Reserves				100	1,600
	TOTAL RESOURCES AVAILABLE				5,000	5,000
	EXPENDITURES:					
	Law Books	3,831	4,284	3,028	5,000	5,000
	TOTAL:	3,831	4,284	3,028	5,000	5,000
	Estimated Cash Balance, Beginning of Year					8,400
	Estimated Cash Balance, End of Year					6,800

#64	Records Management - Co. Clerk					
		FY 2016 ACTUAL	FY 2017 ACTUAL	FY 2018 ACTUAL	FY 2019 BUDGET FILED	FY 2020 BUDGET PROPOSED
	REVENUES:					
	Records Management-County Clerk	21,249	25,598	20,758	22,000	22,000
	Archive Fee	21,510	25,970	20,910	22,000	22,000
	TOTAL REVENUES	42,759	51,568	41,668	44,000	44,000
	Budgeted Transfer In From Reserves				7,717	140,532
	TOTAL RESOURCES AVAILABLE				51,717	184,532
	EXPENDITURES:					
	Temporary Part-Time Salaries	-	-	-	10,400	
	FICA	-	-	-	796	
	Equipment Purchases/Lease				50,000	5,000
	Software	28,728	28,728	28,728	31,912	15,000
	Records Management	-	-	486		
	Office Supplies	-	-	-	1,000	1,000
	Microfiche					
	Exavault Solution					
	Book Reduction	-	-	-		
	Electronic Backup	728	728	728	815	815
	TOTAL:	29,456	29,456	29,942	94,923	21,815
	Estimated Cash Balance, Beginning of Year					140,532
	Estimated Cash Balance, End of Year					162,717

#65	Records Management-Dist. Clerk					
		FY 2016 ACTUAL	FY 2017 ACTUAL	FY 2018 ACTUAL	FY 2019 BUDGET FILED	FY 2020 BUDGET PROPOSED
	REVENUES:					
	Records Management - District Clerk	791	825	755	800	800
	TOTAL:	791	825	755	800	800
	EXPENDITURES:					
	Records Management - District Clerk	729	729	243	1,000	1,000
	TOTAL:	729	729	243	1,000	1,000
	Estimated Cash Balance, Beginning of Year					11,200
	Estimated Cash Balance, End of Year					11,000

#66	CONSTRUCTION FUND					
		FY 2016 ACTUAL	FY 2017 ACTUAL	FY 2018 ACTUAL	FY 2019 BUDGET FILED	FY 2020 BUDGET PROPOSED
	REVENUES:					
	Interest	-	-	-	-	-
	TOTAL:		-	-	-	-
	EXPENDITURES:					
	Independent Testing Agency	-	-	-	-	-
	Surveying/Staking/Civil Engineering	-	-	-	-	-
	Cnty Provided Materials/Labor	-	-	-	-	-
	Guaranteed Max Construction Cost	-	-	-	-	-
	Furniture/Fixtures/Equipment	-	-	-	-	-
	Architecture/Engineering Fees	-	-	-	-	-
	Contingency	-	-	-	-	-
	TOTAL:	-	-	-	-	-
	Estimated Cash Balance, Beginning of Year					25
	Estimated Cash Balance, End of Year					25

#67	Special Projects Fund					
		FY 2016	FY 2017	FY 2018	FY 2019	FY 2020
		ACTUAL	ACTUAL	ACTUAL	BUDGET	BUDGET
					FILED	PROPOSED
	REVENUES:					
	Repayment of Loans - Precincts	15,000		15,000	15,000	15,000
	Sale of Equipment/Property	2,625				
	Sale of Land - Precinct 4	-				
	FEMA Reimbursements	-	7,194			
	P.L. Pippin Memorial Donations	20				
	C.E.R.T. Donations	371				
	Unclaimed Property Capital Credit	613				
	Insurance Proceeds- Sheriff Vehicle	339				
	Miscellaneous	-	-	64,393		
	TOTAL REVENUES	18,968	7,194	79,393	15,000	15,000
	Budgeted Transfer In From Reserves				220,000	168,510
	TOTAL RESOURCES AVAILABLE				235,000	183,510
	EXPENDITURES:					
	P.L. Pippin Memorial Expenditures	853	295			
	C.E.R.T. Donation Expenditures	-	-	-		
	Unclaimed Property Capital Credit Expenditures	-	-	-		
	Administrative Expenses	-	-	-		
	Legal Fees	-	-	-		
	Equipment/Machine Purchase	-	-	-		
	AC Show Barn Water Project	-	-	-		
	Road Repairs-Flooding	74,569				
	Other Restoration-Repair Projects	48,400				
	Building Construction-Repairs	-	-	-		
	Annex Construction-Repairs	-	-	-		
	Courthouse Construction-Repairs	-	690		1,500	
	Museum Construction-Repairs	-	-	-		
	Medical Bldgs Construction-Repairs	-	-	-		
	Precinct Equipment Purchases	-	-	-		
	Architectural Services	-	-	-		
	Special Trials	-	-	-		
	Investigative Expenses - Special	-	-	-		
	Industrial - Economic Development Marketing	-	-	-		
	Lease Payment - Constable #4 Tahoe	-	-	-		
	Sheriff Department - Repair of Vehicle	3,335				
	Miscellaneous Expenses	-	-	-		
	JP Software	-	-	-		
	Precinct 4 Relocation	-	-	-		
	Historical Markers	-				
	Contingency	-	16,401	48,250	181,559	183,510
	TOTAL:	127,157	17,386	48,250	183,059	183,510
	Estimated Cash Balance, Beginning of Year					168,510
	Estimated Cash Balance, End of Year					-

#68	COUNTY RECORDS MANAGEMENT FUND					
		FY 2016 ACTUAL	FY 2017 ACTUAL	FY 2018 ACTUAL	FY 2019 BUDGET FILED	FY 2020 BUDGET PROPOSED
	REVENUES:					
	County Records Management Revenue	3,562	3,164	2,441	3,500	3,500
	TOTAL REVENUES	3,562	3,164	2,441	3,500	3,500
	Budgeted Transfer In From Reserves				600	1,000
	TOTAL RESOURCES AVAILABLE				4,100	4,500
	EXPENDITURES:					
	County Records Management Expense	4,100	4,149	4,299	4,500	4,500
	TOTAL:	4,100	4,149	4,299	4,500	4,500
	Estimated Cash Balance, Beginning of Year					2,400
	Estimated Cash Balance, End of Year					1,400

#70	HOT CHECK PROCESSING FUND					
		FY 2016 ACTUAL	FY 2017 ACTUAL	FY 2018 ACTUAL	FY 2019 BUDGET FILED	FY 2020 BUDGET PROPOSED
	REVENUES:					
	Processing Fees Received	565	36	360	450	450
	Check Restitution Received	-	-	-	-	-
	Miscellaneous Revenues				-	-
	Warrant Fee Received	-	-	-	-	-
	TOTAL REVENUES	565	36	360	450	450
	Budgeted Transfer In From Reserves				3,300	3,300
	TOTAL RESOURCES AVAILABLE				3,750	3,750
	EXPENDITURES:					
	Warrant Fees	-	-	-	-	-
	Law Books, Supplies, Attorney Expenses	499	-	-	250	250
	Conference-Education	1,842	-	-	1,500	1,500
	Miscellaneous	1,979	-	154	2,000	2,000
	TOTAL:	4,320	-	154	3,750	3,750
	Estimated Cash Balance, Beginning of Year					5,000
	Estimated Cash Balance, End of Year					1,700

#71	HOT CHECK - RESTITUTION FUND					
		FY 2016 ACTUAL	FY 2017 ACTUAL	FY 2018 ACTUAL	FY 2019 BUDGET FILED	FY 2020 BUDGET PROPOSED
	<u>REVENUES:</u>					
	Restitution received	2,399	917	1,939	1,000	1,000
	TOTAL:	2,399	917	1,939	1,000	1,000
	<u>EXPENDITURES:</u>					
	Restitution paid	8,058	4,137	2,784	1,000	1,000
	TOTAL:	8,058	4,137	2,784	1,000	1,000
	Estimated Cash Balance, Beginning of Year					1,500
	Estimated Cash Balance, End of Year					1,500

#72	SHERIFF'S DEPT - SEIZED FUNDS					
		FY 2016 ACTUAL	FY 2017 ACTUAL	FY 2018 ACTUAL	FY 2019 BUDGET FILED	FY 2020 BUDGET PROPOSED
	REVENUES:					
	Interest Income	10	3	5	-	
	Seized Funds	4	474	10,382	-	
	Seized Property Sales	-			-	
	TOTAL REVENUES	14	477	10,387	-	-
	Budgeted Transfer In From Reserves				-	4,000
	TOTAL RESOURCES AVAILABLE				-	4,000
	EXPENDITURES:					
	Education - Training	-	-	-	-	
	Equipment	7,473	6,029		-	4,000
	TOTAL:	7,473	6,029	-	-	4,000
	Estimated Cash Balance, Beginning of Year					7,073
	Estimated Cash Balance, End of Year					3,073

#73	COURT REPORTER FUND					
		FY 2016 ACTUAL	FY 2017 ACTUAL	FY 2018 ACTUAL	FY 2019 BUDGET FILED	FY 2020 BUDGET PROPOSED
	REVENUES:					
	Court Reporter Fees - District Court	1,140	1,275	1,305	1,100	1,100
	Court Reporter Fees - County Court	624	975	690	900	900
	TOTAL REVENUES	1,764	2,250	1,995	2,000	2,000
	Budgeted Transfer In From Reserves				2,155	2,155
	TOTAL RESOURCES AVAILABLE				4,155	4,155
	EXPENDITURES:					
	District Court Reporter Expenses	-	-	-	2,100	2,100
	County Court Reporter Expenses	-	-	-	2,055	2,055
	TOTAL	-	-	-	4,155	4,155
	Estimated Cash Balance, Beginning of Year					10,000
	Estimated Cash Balance, End of Year					7,845

#75	FIRE DEPT SUPPORT FUND					
		FY 2016 ACTUAL	FY 2017 ACTUAL	FY 2018 ACTUAL	FY 2019 BUDGET FILED	FY 2020 BUDGET PROPOSED
	REVENUES:					
	FEMA Disaster Relief	-	-	-	-	-
	Jury Donations - Fire Departments	-	-	-	-	-
	TOTAL REVENUES	-	-	-	-	-
	Budgeted Transfer In From Reserves	-	-	-	-	-
	Budgeted Transfer In From Other Funds	56,300	56,300	56,300	56,300	56,300
	TOTAL RESOURCES AVAILABLE	56,300	56,300	56,300	56,300	56,300
	EXPENDITURES:					
	Jury Donations to Fire Departments	-	-	-	-	-
	Dozer Expense	-	-	3,000	3,000	3,000
	Fire Department Supplements	56,000	56,000	56,000	56,000	56,000
	Miscellaneous Expenses	299	539	539	540	540
	TOTAL:	56,299	56,539	59,539	59,540	59,540
	Estimated Cash Balance, Beginning of Year					4,300
	Estimated Cash Balance, End of Year					1,060

#76	CETRZ ROAD GRANT					
		FY 2016 ACTUAL	FY 2017 ACTUAL	FY 2018 ACTUAL	FY 2019 BUDGET FILED	FY 2020 BUDGET PROPOSED
	REVENUES:					
	CETRZ Grant Revenues	374,803	372,927	79,022	-	
	TOTAL REVENUES	374,803	372,927	79,022	-	-
	Budgeted Transfer In From Reserves	-	-	-		
	Budgeted Transfer In From Precincts - County Match	93,701			-	-
	TOTAL RESOURCES AVAILABLE	468,504	372,927	79,022	-	-
	EXPENDITURES:					
	CETRZ Road Grant Expenditures	-	-		-	
	Precinct #1 CETRZ Grant Expenditures	78,599	31,635	122,256	-	-
	Precinct #2 CETRZ Grant Expenditures	119,633	85,717	10,532	-	
	Precinct #3 CETRZ Grant Expenditures	59,999	142,051		-	
	Precinct #4 CETRZ Grant Expenditures	104,137	64,942	14,995		
	TOTAL:	362,368	324,345	147,783	-	-
	Estimated Cash Balance, Beginning of Year				-	-
	Estimated Cash Balance, End of Year					-

#77	FEMA-2015 FLOOD					
		FY 2016 ACTUAL	FY 2017 ACTUAL	FY 2018 ACTUAL	FY 2019 BUDGET FILED	FY 2020 BUDGET PROPOSED
	REVENUES:					
	FEMA Grant Revenues-Pct 1	-	-	-	-	-
	FEMA Grant Revenues-Pct 2	-	-	-	-	-
	FEMA Grant Revenues-Pct 3	-	-	-	-	-
	FEMA Grant Revenues-Pct 4	-	-	-	-	-
	TOTAL REVENUES	-	-	-	-	-
	Budgeted Transfer In From Reserves					-
	Budgeted Transfer In From Precincts - County Match					-
	TOTAL RESOURCES AVAILABLE					-
	EXPENDITURES:					
	Precinct #1 FEMA Grant Expenditures	-	-	-	-	-
	Precinct #2 FEMA Grant Expenditures	-	-	-	-	-
	Precinct #3 FEMA Grant Expenditures	-	-	-	-	-
	Precinct #4 FEMA Grant Expenditures	-	-	-	-	-
	TOTAL:	-	-	-	-	-
	Estimated Cash Balance, Beginning of Year					
	Estimated Cash Balance, End of Year					-

#85	MUSEUM FUND					
		FY 2016 ACTUAL	FY 2017 ACTUAL	FY 2018 ACTUAL	FY 2019 BUDGET FILED	FY 2020 BUDGET PROPOSED
	REVENUES:					
	Fix the "36" Donations	-			-	-
	Jack Loftin Memorial Donations	-			-	-
	Donations	387	181	4,000	500	500
	TOTAL REVENUES	387	181	4,000	500	500
	Budgeted Transfer In From Reserves				2,500	2,500
	TOTAL RESOURCES AVAILABLE				3,000	3,000
	Fix the "36" Expenditures	-	-	-	-	-
	Jack Loftin Memorial Expenditures				-	-
	Repairs				3,000	3,000
	Bldgs and Grounds Maintenance				-	-
	Office Supplies		240		-	-
	TOTAL:	-	240	-	3,000	3,000
	Estimated Cash Balance, Beginning of Year					3,410
	Estimated Cash Balance, End of Year					910

#87	TIME PAYMENT FUND					
		FY 2016 ACTUAL	FY 2017 ACTUAL	FY 2018 ACTUAL	FY 2019 BUDGET FILED	FY 2020 BUDGET PROPOSED
	REVENUES:					
	Time Payment Revenue (JP's 10%)	447	1,040	831	900	900
	TOTAL REVENUES	447	1,040	831	900	900
	Budgeted Transfer In From Reserves				2,100	2,100
	TOTAL RESOURCES AVAILABLE				3,000	3,000
	EXPENDITURES:					
	Office Equipment	-	-	-	3,000	3,000
	Computer Software	-	-	-	-	-
	Office Machine Lease	-	-	-	-	-
	TOTAL:	-	-	-	3,000	3,000
	Estimated Cash Balance, Beginning of Year					9,745
	Estimated Cash Balance, End of Year					7,645

#92	COURTHOUSE SECURITY - JP COURT					
		FY 2016 ACTUAL	FY 2017 ACTUAL	FY 2018 ACTUAL	FY 2019 BUDGET FILED	FY 2020 BUDGET PROPOSED
	REVENUES:					
	Justice Court Security Revenue	1,069	1,255	1,424	1,000	1,000
	TOTAL REVENUES	1,069	1,255	1,424	1,000	1,000
	Budgeted Transfer In From Reserves				500	1,400
	TOTAL RESOURCES AVAILABLE				1,500	2,400
	EXPENDITURES:					
	Salaries	-	-	-	-	-
0332	Security Equipment	-	14,344	588	1,500	900
0334	Security Equipment Repairs - Maintenance	-	-	-	-	1,500
	Signs-Identification Badges	-	-	-	-	-
	Software	-	-	-	-	-
	Education Expense	-	-	-	-	-
	TOTAL:	-	14,344	588	1,500	2,400
	Estimated Cash Balance, Beginning of Year					3,350
	Estimated Cash Balance, End of Year					1,950

#98	JUSTICE COURT TECHNOLOGY FUND					
		FY 2016 ACTUAL	FY 2017 ACTUAL	FY 2018 ACTUAL	FY 2019 BUDGET FILED	FY 2020 BUDGET PROPOSED
	REVENUES:					
	Justice Court Technology Revenue	4,332	4,992	5,988	4,000	4,000
	TOTAL REVENUES	4,332	4,992	5,988	4,000	4,000
	Budgeted Transfer In From Reserves				5,750	5,750
	TOTAL RESOURCES AVAILABLE				9,750	9,750
	EXPENDITURES:					
	Equipment	420	-	-	3,600	3,600
	Computer Software	6,150	4,717	3,711	6,150	6,150
	Office Machine Lease	-			-	
	TOTAL:	6,570	4,717	3,711	9,750	9,750
	Estimated Cash Balance, Beginning of Year					32,370
	Estimated Cash Balance, End of Year					26,620

#99	Courthouse Security-County					
		FY 2016 ACTUAL	FY 2017 ACTUAL	FY 2018 ACTUAL	FY 2019 BUDGET FILED	FY 2020 BUDGET PROPOSED
	REVENUES:					
	Courthouse Security Revenue	6,487	7,410	7,537	7,300	7,300
	TOTAL REVENUES	6,487	7,410	7,537	7,300	7,300
	Budgeted Transfer In From Reserves				56,959	31,959
	TOTAL RESOURCES AVAILABLE				64,259	39,259
	EXPENDITURES:					
	Regular Part-time Salaries	2,094	2,094	1,602	7,500	7,500
	Temporary Part-time Salaries				2,500	2,500
	FICA	160	260	123	765	765
	Retirement	159	143	105	494	494
	Unemployment					
	Bailiff/Contract					
	Security Equipment		3,145	278	50,000	25,000
	Security Equipment Repairs - Maintenance				1,500	1,500
	Signs - Identification Badges	52	-	-		
	Software					
	Conference -Education Expenses				1,500	1,500
	TOTAL:	2,465	5,642	2,108	64,259	39,259
	Estimated Cash Balance, Beginning of Year					35,180
	Estimated Cash Balance, End of Year					3,221